

The 61st Irish

Fencing Intervarsities



2015

Results

Final Standings

- 1 Dublin University
- 2 University College Dublin
- 3 Queen's University Belfast
- 4 University College Cork
- 5 National University of Ireland, Galway
- 6 Dublin City University
- 7 Dundalk Institute of Technology
- 8 Maynooth University
- 9 Institute of Technology, Carlow
- 10 Ulster University

Men's Foil

- 1 Dublin University
- 2 Queen's University Belfast
- 3 University College Cork
- 4 University College Dublin
- 5 National University of Ireland, Galway
- 6 Maynooth University
- 7 Ulster University

Women's Foil

- 1 Dublin University
- 2 Queen's University Belfast
- 3 University College Cork
- 4 National University of Ireland, Galway
- 5 University College Dublin
- 6 Maynooth University
- 7 Ulster University

Men's Epee

- 1 Queens University Belfast
- 2 University College Dublin
- 3 Dublin University
- 4 University College Cork
- 5 Dublin City University
- 6 Maynooth University
- 7 Ulster University
- 8 National University of Ireland, Galway

Women's Epee

- 1 University College Dublin
- 2 Dublin City University
- 3 Dublin University
- 4 University College Cork
- 5 Queens University Belfast
- 6 Ulster University
- 7 National University of Ireland, Galway











Men's Sabre

- 1 Dublin University
- 2 University College Dublin
- 3 Dundalk Institute of Technology
- 4 Queen's University Belfast
- 5 University College Cork
- 6 National University of Ireland, Galway
- 7 Ulster University
- 8 Maynooth University
- 9 Institute of Technology, Carlow

Women's Sabre

- 1 University College Cork
- 2 Dublin University
- 3 University College Dublin
- 4 Queen's University Belfast
- 5 Dundalk Institute of Technology
- 6 Institute of Technology, Carlow
- 7 National University of Ireland, Galway
- 8 Ulster University

The Boat Race
Dublin University

		V	M	+	-	+/-	Rank						
		V	M	+	-	+/-	Rank	V	M	+	-	+/-	Rank
	Men's Epee	3	7	16	27	-11	5						
	Women's Epee	5	6	27	15	12	2	8	13	43	42	1	6
*Placed 6th on Indictors													
 The University of Dublin	Men's Foil	6	6	30	10	20	1						
	Men's Epee	5	7	32	11	21	3						
	Men's Sabre	8	8	40	9	31	1						
	Women's Foil	5	5	25	6	19	1	34	39	184	63	121	1
	Women's Epee	4	6	25	20	5	3						
	Women's Sabre	6	7	32	7	25	2						
	Men's Sabre	5	8	30	28	2	3	8	15	48	57	-9	7
	Women's Sabre	3	7	18	29	-11	5						
	Men's Sabre	1	8	11	39	-28	9	3	15	31	70	-39	9
	Women's Sabre	2	7	20	31	-11	6	*Placed 9th (ITC [MS/WS] 2-0 UU)					
	Men's Foil	2	6	16	21	-5	5						
	Men's Epee	0	7	14	35	-21	8						
	Men's Sabre	4	8	25	28	-3	6	9	39	99	165	-66	5
	Women's Foil	2	5	17	17	0	4						
	Women's Epee	0	6	10	30	-20	7						
	Women's Sabre	1	7	17	34	-17	7						
	Men's Foil	1	6	6	27	-21	6						
	Men's Epee	2	7	19	29	-10	6						
	Men's Sabre	1	8	12	39	-27	8	4	26	41	120	-79	8
	Women's Foil	0	5	4	25	-21	6						
	Men's Foil	5	6	29	12	17	2						
	Men's Epee	7	7	35	13	22	1						
	Men's Sabre	5	8	34	19	15	4	26	39	167	107	60	3
	Women's Foil	3	5	21	15	6	2						
	Women's Epee	2	6	19	25	-6	5	*Placed 3rd on Indicators					
	Women's Sabre	4	7	29	23	6	4						
	Men's Foil	4	6	25	13	12	3						
	Men's Epee	4	7	22	18	4	4						
	Men's Sabre	5	8	32	23	9	5	26	39	154	105	49	4
	Women's Foil	3	5	17	19	-2	3						
	Women's Epee	3	6	23	21	2	4						
	Women's Sabre	7	7	35	11	24	1						
	Men's Foil	3	6	23	18	5	4						
	Men's Epee	6	7	33	15	18	2						
	Men's Sabre	6	8	33	19	14	2	28	39	159	102	57	2
	Women's Foil	2	5	13	15	-2	5						
	Women's Epee	6	6	30	13	17	1						
	Women's Sabre	5	7	27	22	5	3						
	Men's Foil	0	6	2	30	-28	7						
	Men's Epee	1	7	11	34	-23	7						
	Men's Sabre	1	8	24	37	-13	7	3	34	69	164	-95	10
	Women's Foil												
	Women's Epee	1	6	18	28	-10	6						
	Women's Sabre	0	7	14	35	-21	8						

Men's Foil	DU	NUIG	NUIM	QUB	UCC	UCD	UU	V	+	-	+/-	Rank
Dublin University		V	V	V	V	V	V	6	30	10	20	1
National University of Ireland, Galway	0		V	3	0	3	V	2	16	21	-5	5
Maynooth University	0	1		0	0	0	V	1	6	27	-21	6
Queens University, Belfast	4	V	V		V	V	V	5	29	12	17	2
University College, Cork	3	V	V	2		V	V	4	25	13	12	3
University College, Dublin	3	V	V	2	3		V	3	23	18	5	4
Ulster University	0	0	2	0	0	0		0	2	30	-28	7

Women's Epee	DCU	DU	NUIG	QUB	UCC	UCD	UU	V	+	-	+/-	Rank
Dublin City University		V	V	V	V	2	V	5	27	15	12	2
Dublin University	3		V	V	V	2	V	4	25	20	5	3
National University of Ireland, Galway	1	2		2	1	1	3	0	10	30	-20	7
Queens University, Belfast	1	3	V		3	2	V	2	19	25	-6	5
University College, Cork	2	3	V	V		3	V	3	23	21	2	4
University College, Dublin	V	V	V	V	V		V	6	30	13	17	1
Ulster University	3	2	V	3	2	3		1	18	28	-10	6

Women's Sabre	DU	DKIT	ITC	NUIG	QUB	UCC	UCD	UU	V	+	-	+/-	Rank
Dublin University		V	V	V	V	2	V	V	6	32	7	25	2
Dundalk Institute of Technology	0		V	V	1	1	1	V	3	18	29	-11	5
Institute of Technology, Carlow	0	3		V	3	1	3	V	2	20	31	-11	6
National University of Ireland, Galway	0	4	2		2	1	3	V	1	17	34	-17	7
Queens University, Belfast	2	V	V	V		3	4	V	4	29	23	6	4
University College, Cork	V	V	V	V	V		V	V	7	35	11	24	1
University College, Dublin	0	V	V	V	V	2		V	5	27	22	5	3
Ulster University	0	2	4	4	2	1	1		0	14	35	-21	8

Women's Foil	DU	NUIG	NUIM	QUB	UCC	UCD	V	+	-	+/-	Rank
Dublin University		V	V	V	V	V	5	25	6	19	1
National University of Ireland, Galway	1		V	2	4	V	2	17	17	0	4
Maynooth University	1	0		2	1	0	0	4	25	-21	6
Queens University, Belfast	2	V	V		4	V	3	21	15	6	2
University College, Cork	2	V	V	V		0	3	17	19	-2	3
University College, Dublin	0	2	V	1	V		2	13	15	-2	5

i) UCC bt QUB 5-4

ii) NUIG bt UCD 5-2

Men's Epee	DCU	DU	NUIG	NUIM	QUB	UCC	UCD	UU	V	+	-	+/-	Rank
Dublin City University		0	V	V	1	0	0	V	3	16	27	-11	5
Dublin University	V		V	V	3	V	4	V	5	32	11	21	3
National University of Ireland, Galway	3	0		3	3	0	1	4	0	14	35	-21	8
Maynooth University	3	1	V		0	1	4	V	2	19	29	-10	6
Queens University, Belfast	V	V	V	V		V	V	V	7	35	13	22	1
University College, Cork	V	0	V	V	2		0	V	4	22	18	4	4
University College, Dublin	V	V	V	V	3	V		V	6	33	15	18	2
Ulster University	1	0	V	1	1	2	1		1	11	34	-23	7

Men's Sabre	DU	DKIT	ITC	NUIG	NUIM	QUB	UCC	UCD	UU	V	+	-	+/-	Rank
Dublin University		V	V	V	V	V	V	V	V	8	40	9	31	1
Dundalk Institute of Technology	1		V	2	V	V	V	2	V	5	30	28	2	3
Institute of Technology, Carlow	0	1		1	4	0	0	0	V	1	11	39	-28	9
National University of Ireland, Galway	1	V	V		V	0	3	1	V	4	25	28	-3	6
Maynooth University	0	0	V	1		0	2	2	2	1	12	39	-27	8
Queens University, Belfast	3	4	V	V	V		V	2	V	5	34	19	15	4
University College, Cork	1	4	V	V	V	2		V	V	5	32	23	9	5
University College, Dublin	1	V	V	V	V	V	2		V	6	33	19	14	2
Ulster University	2	4	4	4	V	2	1	2		1	24	37	-13	7

i) DKIT bt UCC (5-4) and QUB (5-4)

ii) QUB bt UCC (5-2)

iii) Ulster placed 7th on indicators

iv) Maynooth placed 8th on indicators



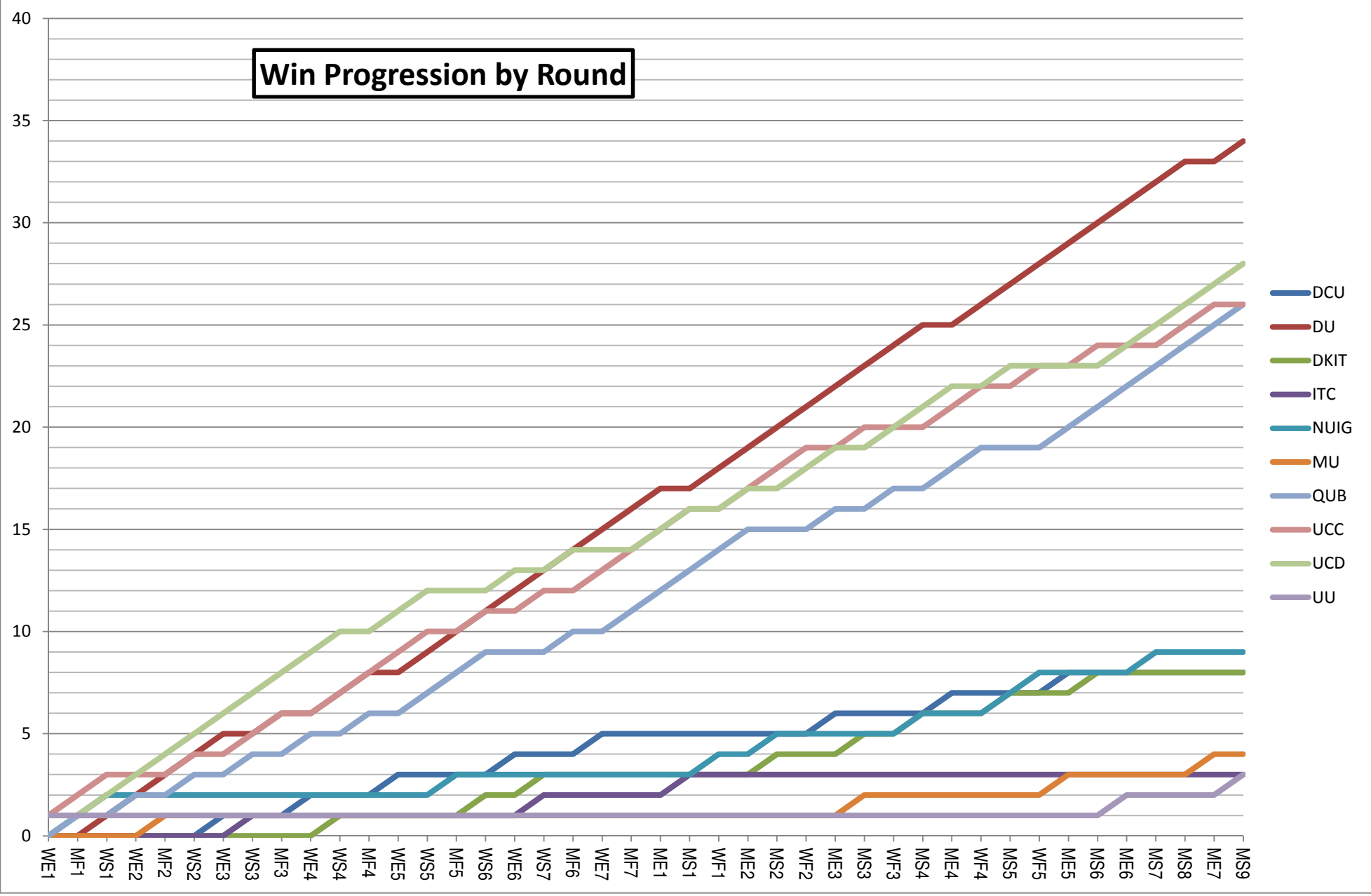
Queen's University Belfast

The 61st Irish Fencing Intervarsities

	DCU	Trinity College Dublin	DUNDALK	INSTITUTE of TECHNOLOGY CARLOW	OÉ Gaillimh NUI Galway	Maynooth University	Queen's University Belfast	UCC	UCD DUBLIN	Ulster University	Totals		
	X 0 X X V X	X X X X X X	X X X X X X	X X X X X X	X V X X V X	X V X X X X	X 1 X X V X	X 0 X X V X	X 0 X X 2 X	X V X X V X	x 3 x x 5 x	8	
	X V X X 3 X	X X V X X V	X X V X X V	X X V X X V	V V V V V V	V V V V X X	V 3 V V V V	V V V V V 2	V 4 V V 2 V	V V V X V V	6 5 8 5 4 6	34	
	X X X X X X	X X 1 X X 0	X X V X X V	X X V X X V	X X 2 X X V	X X V X X X	X X V X X 1	X X V X X 1	X X 2 X X 1	X X V X X V	x x 5 x x 3	8	
	X X X X X X	X X 0 X X 0	X X 1 X X 3	X X V X X V	X X 1 X X V	X X 4 X X X	X X 0 X X 3	X X 0 X X 1	X X 0 X X 3	X X V X X V	x x 1 x x 2	3	
	X 3 X X 0 X	0 0 1 1 2 0	X X V X X 4	X X V X X 2	V 3 V V X X	3 3 0 2 2 2	0 0 0 4 1 1	0 1 3 V 0 3	V 4 V X 3 V	2 0 4 2 0 1	9		
	X 3 X X X X	0 1 0 1 X X	X X 0 X X X	X X V X X X	1 V 1 0 X X	0 0 0 2 X X	0 1 2 1 X X	0 4 2 0 X X	V V 2 X X X	1 2 1 0 x x	4		
	X V X X 1 X	4 V 3 2 3 2	X X 4 X X V	X X V X X V	V V V V V V	V V V V X X	V V V V V V	V V 2 4 3 3	V V V V 2 4	V V V X V V	5 7 5 3 2 4	26	
	X V X X 2 X	3 0 1 2 3 V	X X 4 X X V	X X V X X V	V V V V V V	V V V V X X	2 2 2 V V V	V 0 V 0 3 V	V V V X V V	4 4 5 3 3 7	26		
	X V X X V X	3 V 1 0 V 0	X X V X X V	X X V X X V	V V V 2 V V	V V V V X X	2 3 V 1 V V	3 V 2 V V 2	V V V X V V	3 6 6 2 6 5	28		
	X 1 X X 3 X	0 0 2 X 2 0	X X 4 X X 2	X X 4 X X 4	0 V 0 X V 0	2 1 V X X X	0 1 2 X 3 2	0 2 1 X 3 1	0 1 2 X 3 1	0 1 1 x 1 0	3		

Men's Foil Men's Epee Men's Sabre Women's Foil Women's Epee Women's Sabre

Win Progression by Round



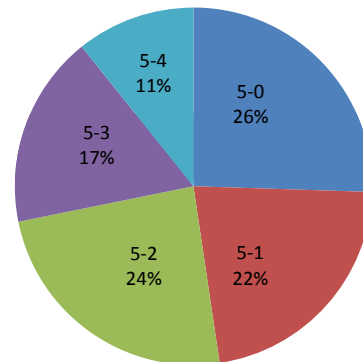
Stats

			(2014)
Number of Matches Fenced	149	137	
Number of Bouts Fenced	992	905	
Maximum Number of Bouts Possible	1,341	1,233	
Percentage of Maximum Number of Bouts Fenced	73.97%	73.40%	

Number of Matches Fenced (Saturday) (MF/WE/WS)	70	52	
Number of Bouts Fenced (Saturday)	472	333	
Maximum Number of Bouts Possible (Saturday)	630	468	
Percentage of Maximum Number of Bouts Fenced (Saturday)	74.92%	71.15%	

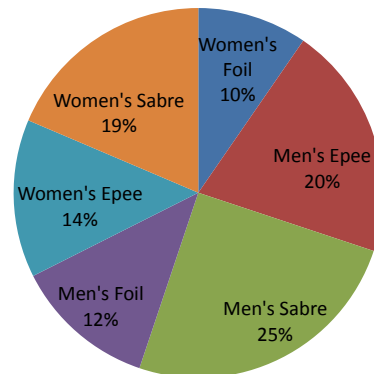
Number of Matches Fenced (Sunday) (WF/ME/MS)	79	85	
Number of Bouts Fenced (Sunday)	520	572	
Maximum Number of Bouts Possible (Sunday)	711	765	
Percentage of Maximum Number of Bouts Fenced (Sunday)	73.14%	74.77%	

Number of Matches Ending			
5-0	38	45 (32.85%)	
5-1	33	25 (18.25%)	
5-2	36	27 (19.71%)	
5-3	26	19 (13.87%)	
5-4	16	21 (15.83%)	



Average Match Score **5-1 (5.0-1.48)**

Points Scored		(2014)
Women's Foil	638	975
Men's Epee	1,361	1,375
Men's Sabre	1,667	1,600
Men's Foil	825	803
Women's Epee	920	998
Women's Sabre	1,234	486



Hits Scored	Maximum Hits Possible	
6,645	12,069	55.06%
6,237	11,097	(56.20%)

Individual Bouts

- 1) Fencers are ranked based on their number of wins divided by the number of bouts fenced
- 2) Fencers are only included in the rankings if they participated in a number of bouts that is more than 25% of the fencer with the greatest number of bouts in that weapon.
- 3) Bouts that are won due to the opposing club being unable to field a full team in a weapon are not considered when calculating the individual results

Men's Foil

		Philip Cripwell	John Dawson	Killian Hanlon	Graham Nevin	Ronan Cranny	Ciaran Guy	Zilvinas Zukauskas	Shane Keating	Luke Maher	Jason O'Grady	Stephen Brown	Joel Chiew	Conor McClenahan	Chris Streight	Rory Hayes	Colin Hogan	Neal Pyne	Sean Whittaker	Fionan Davitt	Bartosz Lekke-Hensoldt	Andrew Whyte	John Wright	Daniel Boyd	Stewart Graham	Sunny Lo	Ng Ming Yin	V	M	V/M	+	-	+/-
Philip Cripwell	DU					V	V		V		V	2	V	V		V		V	V			V	3		V	V	12	14	0.857	65	25	40	
John Dawson	DU							V	V															V		V	4	4	1.000	20	1	19	
Killian Hanlon	DU					V		V		V		0	V3	V		0		V	V			V	V	3	V		10	13	0.769	51	25	26	
Graham Nevin	DU									V		3	2	V		4			3			V	V	1			4	9	0.444	33	29	4	
Ronan Cranny	NUIG	0		0					V		V	V		2	V	4		2			2	4			V	V	6	13	0.462	44	41	3	
Ciaran Guy	NUIG	3								V	V	0		1		1						4	0	V			3	9	0.333	24	38	-14	
Zilvinas Zukauskas	NUIG		0	1					V	4		0		2	V			1	2				2	V	V		4	12	0.333	32	50	-18	
Shane Keating	NUIM	1	1			0		2				0				0	1			1			0	3	V		1	11	0.091	14	51	-37	
Luke Maher	NUIM			1	2		2	V				0		3		1							1	4	V	V	3	11	0.273	29	44	-15	
Jason O'Grady	NUIM	2				2	2						0		0		2		0	4		1		V4	V	V	2	11	0.182	22	51	-29	
Stephen Brown	QUB	V		V	V	2	V	V	V	V						V		V	V		V	V	V		V	V	15	16	0.938	77	21	56	
Joel Chiew	QUB	0		2	V						V					V		4			V4		1	V	V		6	10	0.600	36	24	12	
Conor McClenahan	QUB	2		0	1	V	V	V		V	V					2			V			V	3				7	12	0.583	43	40	3	
Chris Streight	QUB					0		3																V4			1	3	0.333	7	13	-6	
Rory Hayes	UCC	1		V	V	V	V		V	V		2	2	V							V	V	1	V	V		11	15	0.733	61	36	25	
Colin Hogan	UCC								V		V													V			3	3	1.000	15	3	12	
Neal Pyne	UCC	0		2		V		V			V	1	V									V	4				5	9	0.556	32	27	5	
Sean Whittaker	UCC	1		1	V			V				0		3							V	V	2	V	V		6	11	0.545	37	36	1	
Fionan Davitt	UCD								V		V															V	3	3	1.000	15	6	9	
Bartosz Lekke-Hensoldt	UCD			0	1	V						3	2			2			3								1	7	0.143	16	31	-15	
Andrew Whyte	UCD	3		3	0	V	V				V	1		4		2		0	3					V	V4		5	13	0.385	40	52	-12	
John Wright	UCD	V		V	V		V	V	V	V		3	V	V		V		V	V					V		V	14	15	0.933	73	27	46	
Daniel Boyd	UU		0	0			4	2	V	V		0		3	0	0		0									2	10	0.200	19	46	-27	
Stewart Graham	UU					1		3	1	0	3	0	0				0	0				0	0				0	11	0.000	8	54	-46	
Sunny Lo	UU	0				1										0						3					0	4	0.000	4	19	-15	
Ng Ming Yin	UU	2	0							0	3	1								1			1				0	7	0.000	8	35	-27	

No of matches for inclusion: 5		Bouts				Points			Points/Bout		
		V	B	V/B	IND	+	-	+/-	+	-	
1	Stephen Brown	QUB	15	16	0.938	14	77	21	56	4.81	1.31
2	John Wright	UCD	14	15	0.933	13	73	27	46	4.87	1.80
3	Philip Cripwell	DU	12	14	0.857	10	65	25	40	4.64	1.79
4	Killian Hanlon	DU	10	13	0.769	7	51	25	26	3.92	1.92
5	Rory Hayes	UCC	11	15	0.733	7	61	36	25	4.07	2.40
6	Joel Chiew	QUB	6	10	0.600	2	36	24	12	3.60	2.40
7	Conor McClenahan	QUB	7	12	0.583	2	43	40	3	3.58	3.33
8	Neal Pyne	UCC	5	9	0.556	1	32	27	5	3.56	3.00
9	Sean Whittaker	UCC	6	11	0.545	1	37	36	1	3.36	3.27
10	Ronan Cranny	NUIG	6	13	0.462	-1	44	41	3	3.38	3.15
11	Graham Nevin	DU	4	9	0.444	-1	33	29	4	3.67	3.22
12	Andrew Whyte	UCD	5	13	0.385	-3	40	52	-12	3.08	4.00
13	Ciaran Guy	NUIG	3	9	0.333	-3	24	38	-14	2.67	4.22
14	Zilvinas Zukauskas	NUIG	4	12	0.333	-4	32	50	-18	2.67	4.17
15	Luke Maher	NUIM	3	11	0.273	-5	29	44	-15	2.64	4.00
16	Daniel Boyd	UU	2	10	0.200	-6	19	46	-27	1.90	4.60
17	Jason O'Grady	NUIM	2	11	0.182	-7	22	51	-29	2.00	4.64
18	Bartosz Lekke-Hensoldt	UCD	1	7	0.143	-5	16	31	-15	2.29	4.43
19	Shane Keating	NUIM	1	11	0.091	-9	14	51	-37	1.27	4.64
20	Ng Ming Ying	UU	0	7	0.000	-7	8	35	-27	1.14	5.00
21	Stewart Graham	UU	0	11	0.000	-11	8	54	-46	0.73	4.91

	Fionan Davitt	UCD	3	3	1.000	3	15	6	9	5.00	2.00
	John Dawson	DU	4	4	1.000	4	20	1	19	5.00	0.25
	Colin Hogan	UCC	3	3	1.000	3	15	3	12	5.00	1.00
	Sunny Lo	UU	0	4	0.000	-4	4	19	-15	1.00	4.75
	Chris Streight	QUB	1	3	0.333	-1	7	13	-6	2.33	4.33

Women's Epee

		Suzie Kane	Elizabeth Kramen	Claire O'Connell	Shauna Caffrey	Camille Hindsgaul	Lucy Johnson	Marie Legrand	Marie Fahey	Catharina Hernandez	Mariana Machado	Deirbhile McQuillan	Tasha Montgomery	Nora Parren	Melissa Skippy Cattivo	Leona Shauna Lavery	Martha O'Riordan	Sive Brassil	Kate Coleman Lenehan	Sarah Cheung	Rachel O'Malley	Hazel Windsor	V	M	V/M	+	-	+/-
Suzie Kane	DCU					3	V	V	1		V		V		V		V		1	V	V	V	9	12	0.750	50	32	18
Elizabeth Kramen	DCU					V	3	V		V	4			V		3	V	2	3	4		2	5	12	0.417	46	50	-4
Claire O'Connell	DCU						4	V	4	V			V	V	V	3	V	3	2	1	V	V4	8	14	0.571	56	56	0
Shauna Caffrey	DU																		0				0	1	0.000	0	5	-5
Camille Hindsgaul	DU	V	4							V4	V		V	V	V		V		1	V		V	9	11	0.818	49	27	22
Lucy Johnson	DU	1	V	V					3	V	V			V	V	V	4	4	3	V	V	V	10	15	0.667	65	50	15
Marie Legrand	DU	2	2	4					4		4		4	2	V	2	2	1			4	4	1	13	0.077	40	61	-21
Marie Fahey	NUIG	V		V			V	V				V		V			3	2	2	V	V	4	8	12	0.667	51	43	8
Catharina Hernandez	NUIG		2	3		3	2						3	4	V	4		0	0	3	2	V	2	13	0.154	36	53	-17
Mariana Machado	QUB	3	V			3	4	V							3	4	V		4		3		3	10	0.300	39	47	-8
Deirbhile McQuillan	QUB								2											3			0	2	0.000	5	10	-5
Tasha Montgomery	QUB	3		3		4		V		V					V	3	1	3	2	V	V	2	5	13	0.385	46	53	-7
Nora Parren	QUB		4	4		2	0	V	2	V					V	4		3	0	V	V	V	6	14	0.429	49	55	-6
Melissa Skippy Cattivo	UCC	1		3		3	1	4		2	V		2					2	1	4		0	1	12	0.083	28	58	-30
Leona Shauna Lavery	UCC		V	V			4	V	V		V		V	1					0	V	V		8	11	0.727	45	39	6
Martha O'Riordan	UCC	2	3	4		1	V	V	V		4		V	V				2	2	V	V	V	8	15	0.533	58	55	3
Sive Brassil	UCD		V	V			V	V2	V	V			V	V	V		V			V	V	V	13	13	1.000	62	30	32
Kate Coleman Lenehan	UCD	V	V	V	V	V2	V		V	V	V		V	V	V	V3	V			V4	V		16	16	1.000	74	22	52
Sarah Cheung	UU	2	V	V		1	3		2	V		V	3	2	V	4	3	2	0				5	15	0.333	47	64	-17
Rachel O'Malley	UU	1		2			1	V	0	V	V		1	4		3	0	2	1				3	13	0.231	30	59	-29
Hazel Windsor	UU	2	V	3		0	3	V	V	2			V	2	V		3	4					5	13	0.385	44	51	-7

No of matches for inclusion: 5		Bouts				Points			Points/Bout		
		V	B	V/B	IND	+	-	+/-	+	-	
1	Kate Coleman Lenehan	UCD	16	16	1.000	16	74	22	52	4.63	1.38
2	Sive Brassil	UCD	13	13	1.000	13	62	30	32	4.77	2.31
3	Camille Hindsgaul	DU	9	11	0.818	7	49	27	22	4.45	2.45
4	Suzie Kane	DCU	9	12	0.750	6	50	32	18	4.17	2.67
5	Leona Shauna Lavery	UCC	8	11	0.727	5	45	39	6	4.09	3.55
7	Lucy Johnson	DU	10	15	0.667	5	65	50	15	4.33	3.33
6	Marie Fahey	NUIG	8	12	0.667	4	51	43	8	4.25	3.58
8	Claire O'Connell	DCU	8	14	0.571	2	56	56	0	4.00	4.00
9	Martha O'Riordan	UCC	8	15	0.533	1	58	55	3	3.87	3.67
10	Nora Parren	QUB	6	14	0.429	-2	49	55	-6	3.50	3.93
11	Elizabeth Kramen	DCU	5	12	0.417	-2	46	50	-4	3.83	4.17
12	Hazel Windsor	UU	5	13	0.385	-3	44	51	-7	3.38	3.92
13	Tasha Montgomery	QUB	5	13	0.385	-3	46	53	-7	3.54	4.08
14	Sarah Cheung	UU	5	15	0.333	-5	47	64	-17	3.13	4.27
15	Mariana Machado	QUB	3	10	0.300	-4	39	47	-8	3.90	4.70
16	Rachel O'Malley	UU	3	13	0.231	-7	30	59	-29	2.31	4.54
17	Catharina Hernandez	NUIG	2	13	0.154	-9	36	53	-17	2.77	4.08
18	Melissa Skippy Cattivo	UCC	1	12	0.083	-10	28	58	-30	2.33	4.83
19	Marie Legrand	DU	1	13	0.077	-11	40	61	-21	3.08	4.69

Shauna Caffrey	DU	0	1	0.000	-1	0	5	-5	0.00	5.00
Deirbhile McQuillan	QUB	0	2	0.000	-2	5	10	-5	2.50	5.00

Women's Sabre

		Evie Clarke	Olivia Murray	Manon Nouvian	Caitlin McCabe	Sarah Goslin	Natalia Salmonova	Aisling Stafford	Marjeta Glaniece	Deimante Stankeviciute	Pam Suknobjpakit	Agnieszka Bogucka	Cara Brady	Marie Carkill	Brigitte Walsh	Mary Ball	Sarah Clyde	Lydia Roets	Egle Vasiliauskaite	Erin Barclay	Laura Beranger	Anne Clark	Alexandra Lollies	Kate Chandler	Solene Goy	Gerda Ziemele	Tasha Henderson	Naomi Throne	V/M	+	-	+/-			
Evie Clarke	DU				V				V	V	V		V	V		4		V	V	1		2	2		V	V	V		11	15	0.733	64	42	22	
Olivia Murray	DU						V	V					V			4			V			V	V		V		V		8	9	0.889	44	15	29	
Manon Nouvian	DU				V		V		V		V	V		V				V	V	2		2		V		V		11	13	0.846	59	25	34		
Caitlin McCabe	DkIT	0		0					0	1	V			2	4		4	0						1		0	V	2	2	13	0.154	24	61	-37	
Sarah Goslin	DkIT																					2	1						0	2	0.000	3	10	-7	
Natalia Salmonova	DkIT			1				V	V	V	V	V	V	V		0	V			3			0	3	2		V	V	9	15	0.600	54	47	7	
Aisling Stafford	DkIT	1	0					V	V	3	V			1	4	3		2		3		V			V	2	4		5	15	0.333	48	61	-13	
Marjeta Glaniece	ITC		2	1			3	2				V			V		V	1		1	2			3	4	0	3	3	3	15	0.200	40	73	-33	
Deimante Stankeviciute	ITC	0			V		1	2				3		V	V	0	V				V		2	1	V		V	3	7	15	0.467	47	56	-9	
Pam Suknobjpakit	ITC	2		1	V		2	V						V	2	3	V	2		3			1	V	V	2	3	V	7	17	0.412	56	69	-13	
Agnieszka Bogucka	NUIG			0	3		2	0	4	V						1		3		0	1			4	4		V	3	2	14	0.143	35	65	-30	
Cara Brady	NUIG	2	0				3									0		2	V					V	4	V	V	1	4	11	0.364	32	40	-8	
Marie Carkill	NUIG	4		4	V		2	V		3	3							1	V		V		0	4	4	V			5	14	0.357	50	57	-7	
Brigitte Walsh	NUIG				V		V	1	4	V										3			3				V	2	4	9	0.444	33	35	-2	
Mary Ball	QUB	V	V				V	V	V	V	V	V	V									V	V	V	V	V	4	V		14	15	0.933	74	29	45
Sarah Clyde	QUB				V		0		3	1	4																V	2	2	7	0.286	20	31	-11	
Lydia Roets	QUB	4		2	V		V	V			V	V	V	V						4		V	2	V	V	4	V	4	11	17	0.647	75	49	26	
Egle Vasiliauskaite	QUB	1	1	0									2	2						1		0	0	0	4	2			0	11	0.000	13	55	-42	
Erin Barclay	UCC	V		V			V	V	V		V	V			V			V	V					V	V			V	13	13	1.000	65	31	34	
Laura Beranger	UCC								V	3		V		3													3		2	5	0.400	19	18	1	
Anne Clark	UCC	V	0	V		V		3							3		3	V							3	0		4	10	0.400	32	36	-4		
Alexandra Lollies	UCC	V	3			V	V		V	V				V	V	3		V	V					V	V	V	V	V	14	16	0.875	76	33	43	
Kate Chandler	UCD			2	V		V		V	V	4	V	0	V		2		4	V	3			0					3	7	15	0.467	53	56	-3	
Solene Goy	UCD	3	1				V	4	V	V	4	V	V	V		1		1	V	4		V	2				V		9	17	0.529	65	70	-5	
Gerda Ziemele	UCD	3		1	V		V	V			V		1	4		V		V	V			V	4				V	9	14	0.643	58	39	19		
Tasha Henderson	UU	2			3		1	V	V	0	0	2	2		0	0	2	0			V		2		0			3	16	0.188	29	73	-44		
Naomi Throne	UU		3	3	V		3		V	V	V	V	V		V		V	V		3			4	V		0		10	16	0.625	66	58	8		

No of matches for inclusion: 5		Bouts				Points			Points/Bout		
		V	B	V/B	IND	+	-	+/-	+	-	
1	Erin Barclay	UCC	13	13	1.000	13	65	31	34	5.00	2.38
2	Mary Ball	QUB	14	15	0.933	13	74	29	45	4.93	1.93
3	Olivia Murray	DU	8	9	0.889	7	44	15	29	4.89	1.67
4	Alexandra Lolies	UCC	14	16	0.875	12	76	33	43	4.75	2.06
5	Manon Nouvian	DU	11	13	0.846	9	59	25	34	4.54	1.92
6	Evie Clarke	DU	11	15	0.733	7	64	42	22	4.27	2.80
7	Lydia Roets	QUB	11	17	0.647	5	75	49	26	4.41	2.88
8	Gerda Ziemele	UCD	9	14	0.643	4	58	39	19	4.14	2.79
9	Naomi Throne	UU	10	16	0.625	4	66	58	8	4.13	3.63
10	Natalia Salmonova	DkIT	9	15	0.600	3	54	47	7	3.60	3.13
11	Solene Goy	UCD	9	17	0.529	1	65	70	-5	3.82	4.12
12	Kate Chandler	UCD	7	15	0.467	-1	53	56	-3	3.53	3.73
13	Deimante Stankeviciute	ITC	7	15	0.467	-1	47	56	-9	3.13	3.73
14	Brigitte Walsh	NUIG	4	9	0.444	-1	33	35	-2	3.67	3.89
15	Pam Suknopakit	ITC	7	17	0.412	-3	56	69	-13	3.29	4.06
16	Laura Beranger	UCC	2	5	0.400	-1	19	18	1	3.80	3.60
17	Anne Clark	UCC	4	10	0.400	-2	32	36	-4	3.20	3.60
18	Cara Brady	NUIG	4	11	0.364	-3	32	40	-8	2.91	3.64
19	Marie Carkill	NUIG	5	14	0.357	-4	50	57	-7	3.57	4.07
20	Aisling Stafford	DkIT	5	15	0.333	-5	48	61	-13	3.20	4.07
21	Sarah Clyde	QUB	2	7	0.286	-3	20	31	-11	2.86	4.43
22	Marjeta Glaniece	ITC	3	15	0.200	-9	40	73	-33	2.67	4.87
23	Tasha Henderson	UU	3	16	0.188	-10	29	73	-44	1.81	4.56
24	Caitlin McCabe	DkIT	2	13	0.154	-9	24	61	-37	1.85	4.69
25	Agnieszcka Bogucka	NUIG	2	14	0.143	-10	35	65	-30	2.50	4.64
26	Egle Vasiliauskaite	QUB	0	11	0.000	-11	13	55	-42	1.18	5.00
Sarah Goslin		DkIT	0	2	0.000	-2	3	10	-7.000	1.50	5.00

Women's Foil

		Becky Dosio Ryan	Rachel Nic Thomas	Crystal Percival	Ciara Keighron	Fiadhnaid McDonough	Shelly Minitier	Hannah D'Arcy	Aine Keating	Kyra Wildy	Gemma Canham	Katie Gillespie	Liv Kent	Ellen McCarry	Leona Cashman	Orsolya Farkas	Ciara Hayes	Amy Kelliher	Laura Mirakoff	Roisin Ni Rathallaigh	Belinda Sheehan	V	M	V/M	+	-	+/-	
Becky Dosio Ryan	DU				V		V	V		V	V	V			V	V		V	V	V		12	12	1.000	60	18	42	
Rachel Nic Thomas	DU				V	V		V	4		2	V			1	V				V		6	9	0.667	37	30	7	
Crystal Percival	DU					3	V	V	V		V	1				4		V	V	V		7	10	0.700	43	30	13	
Ciara Keighron	NUIG	1	3					V			0	V	3	1		1	V	V	V	4		4	11	0.364	33	44	-11	
Fiadhnaid McDonough	NUIG		3	V				V		V	0		V	V	V	2	V	V	V	V		9	12	0.750	50	25	25	
Shelly Minitier	NUIG	0		1				V	V		1	1			3		V	1	4	V3		4	11	0.364	29	42	-13	
Hannah D'Arcy	MU	1		1		0					0	1			0			0		0		0	0	8	0.000	3	40	-37
Aine Keating	MU		0	3	3		0				0	0					2	0	1		2	0	10	0.000	11	50	-39	
Kyra Wildy	MU	2	V			1	2				V	0	V		4		V		1	2		4	11	0.364	32	47	-15	
Gemma Canham	QUB	1		2				V	2													1	4	0.250	10	15	-5	
Katie Gillespie	QUB	4	V	V	V	V	V	V	V	V					V	V		V	V	V		13	14	0.929	69	13	56	
Liv Kent	QUB	0	4		3		V	V		3				0	0		V	2		V		4	11	0.364	32	42	-10	
Ellen McCarry	QUB				V	0								0	0		0		V	V		3	7	0.429	15	27	-12	
Leona Cashman	UCC	3	V		V	0	V	V		V	0	V	V						0		4	7	12	0.583	42	34	8	
Orsolya Farkas	UCC	2	3	V							0	V	V						3	3		3	8	0.375	26	29	-3	
Ciara Hayes	UCC				V	0	3		V	3												2	5	0.400	16	18	-2	
Amy Kelliher	UCC	2		3	0	V	V	V	V		3	3	V							2		5	11	0.455	38	33	5	
Laura Mirakoff	UCD	0		3	3	2	V		V	V	1	V		V	V							6	11	0.545	39	36	3	
Roisin Ni Rathallaigh	UCD	2			V	0				V	0		4		V		V					4	8	0.500	26	31	-5	
Belinda Sheehan	UCD		2	2		4	2	V	V			2	0	V								3	9	0.333	27	34	-7	

No of matches for inclusion: 4		Bouts				Points			Points/Bout		
		V	B	V/B	IND	+	-	+/-	+	-	
1	Becky Dosio Ryan	DU	12	12	1.000	12	60	18	42	5.00	1.50
2	Katie Gillespie	QUB	13	14	0.929	12	69	13	56	4.93	0.93
3	Fiadhait McDonough	NUIG	9	12	0.750	6	50	25	25	4.17	2.08
4	Crystal Percival	DU	7	10	0.700	4	43	30	13	4.30	3.00
5	Rachel Nic Thomas	DU	6	9	0.667	3	37	30	7	4.11	3.33
6	Leona Cashman	UCC	7	12	0.583	2	42	34	8	3.50	2.83
7	Laura Mirakoff	UCD	6	11	0.545	1	39	36	3	3.55	3.27
8	Roisin Ni Rathallaigh	UCD	4	8	0.500	0	26	31	-5	3.25	3.88
9	Amy Kelliher	UCC	5	11	0.455	-1	38	33	5	3.45	3.00
10	Ellen McCarry	QUB	3	7	0.429	-1	15	27	-12	2.14	3.86
11	Ciara Hayes	UCC	2	5	0.400	-1	16	18	-2	3.20	3.60
12	Orsolya Farkas	UCC	3	8	0.375	-2	26	29	-3	3.25	3.63
13	Ciara Keighron	NUIG	4	11	0.364	-3	33	44	-11	3.00	4.00
14	Shelly Minter	NUIG	4	11	0.364	-3	29	42	-13	2.64	3.82
15	Kyra Wildy	MU	4	11	0.364	-3	32	47	-15	2.91	4.27
16	Liv Kent	QUB	4	11	0.364	-3	32	42	-10	2.91	3.82
17	Belinda Sheehan	UCD	3	9	0.333	-3	27	34	-7	3.00	3.78
18	Gemma Canham	QUB	1	4	0.250	-2	10	15	-5	2.50	3.75
20	Hannah D'Arcy	MU	0	8	0.000	-8	3	40	-37	0.38	5.00
21	Aine Keating	MU	0	10	0.000	-10	11	50	-39	1.10	5.00

Men's Epee

		Shane Havery	Gavin Munelly	Sean O'Sullivan	Ross Byrne	Maxton Milner	Fionn O'Connor	Sean Clarke	Conor Daly	Conor Larkin	Brendan Masterson	Conor Boyle	Stephen Friel	Alex O'Neill	Richard Adams	John Donnelly	Gerard Madden	Paul McCarron	Paris Cai	Donncdha Carroll	Donal Fitzgibbon	Emmet Power	Paul Lavin	Tom O'Brien	Sean Ryan	Matthew Tracey	Patrick Corr	Mandla Mbondiya	Chris Murray	Liam Scott	V	M	V/M	+	-	+/-
Shane Havery	DCU				1		V			V	V	V	V	3	V				2	3				1		1		1		V	7	14	0.500	47	52	-5
Gavin Munelly	DCU				1	1	3	V		4	3	3			4	4					0	4		2				V	V		3	14	0.214	44	65	-21
Sean O'Sullivan	DCU				2		3	V	V		3	1	V	V	3		3		2						1	4		V	V		6	15	0.400	52	64	-12
Ross Byrne	DU	V	V	V							V	V	3					V	V				2	V		4		V		8	12	0.667	52	38	14	
Maxton Milner	DU	V	V					V	V			V	V	2		V	1			V		V	V	4	4		V	V	V	12	16	0.750	71	33	38	
Fionn O'Connor	DU			V				V		V	V	V		V	2	V	3	V	V				2	V		V		V		12	15	0.800	67	36	31	
Sean Clarke	NUIG	3	V	2		2						0	3	V	1	V		1	3	4					V	2		3	V	V	6	17	0.353	54	74	-20
Conor Daly	NUIG		4	4		0	0					2	V						0					4		1		4		1	10	0.100	24	49	-25	
Conor Larkin	NUIG														3		1							2	3			V	2	1	6	0.167	16	29	-13	
Brendan Masterson	NUIG	4	V	V	3		3					4	2	V	V		3	V		4		4						V	4	4	6	16	0.375	65	67	-2
Conor Boyle	NUIM	2	V	V	4		0	V	V		V				3		3		2		V		V	V		V		V	V	11	17	0.647	69	54	15	
Stephen Friel	NUIM	3	V	3	V	1		V	4		V							3	2	2			V	4		4		V	3	6	16	0.375	59	69	-10	
Alex O'Neill	NUIM	2		4		0	1	2			2				2			2		2	3		1	0		1		V		V	2	15	0.133	32	72	-40
Richard Adams	QUB	V		V	V	V	V	V		V	4	V		V					V	V	V		V	3		V					14	16	0.875	77	44	33
John Donnelly	QUB	2	V					4																				V	V	3	5	0.600	21	20	1	
Gerard Madden	QUB		V	V		0	1				V	V							3	V			V	2				0		V	7	12	0.583	41	44	-3
Paul McCarron	QUB				2	V	V	V		V	3		V	V					3		V		V	V		2		V	V		11	15	0.733	65	49	16
Paris Cai	UCC	V		V	2		2	V	V			V	V		2		V	V						3		4		V	V		10	15	0.667	63	46	17
Donncdha Carroll	UCC	V				3	4	V			V		V	V	1		3							4		4		2	V	V	7	14	0.500	56	55	1
Donal Fitzgibbon	UCC		V									1		V	4		3											4	V	3	7	0.429	27	24	3	
Emmet Power	UCC		V			1					V												3								2	4	0.500	14	18	-4
Paul Lavin	UCD				V3	1	V					1	4	V	3		3	4		V		V									5	11	0.455	39	42	-3
Tom O'Brien	UCD	V	V		2	V	2		V	V		4	V	V	V4		V	4	V								V	V			12	16	0.750	71	50	21
Sean Ryan	UCD			V				2		V																		3		V	3	5	0.600	20	16	4
Matthew Tracey	UCD	V		V	V	V	3	V	V			4	V	V	3			V	V	V							V			V	13	16	0.813	75	51	24
Patrick Corr	UU																							2		4					0	2	0.000	6	10	-4
Mandla Mbondiya	UU	V	4		2		2	V	V		1	2		3			V	3	1	V				3	V					6	15	0.400	51	58	-7	
Chris Murray	UU		2	3		2		4		4	V	2	4			2	4	3	1	V										2	13	0.154	41	63	-22	
Liam Scott	UU	1		3	2	1		4		V	V		V	4		4	0			4	1				2	1				3	15	0.200	42	69	-27	

No of matches for inclusion: 5		Bouts				Points			Points/Bout	
		V	B	V/B	IND	+	-	+/-	+	-
1 Richard Adams	QUB	14	16	0.875	12	77	44	33	4.81	2.75
2 Matthew Tracey	UCD	13	16	0.813	10	75	51	24	4.69	3.19
3 Fionn O'Connor	DU	12	15	0.800	9	67	36	31	4.47	2.40
4 Maxton Milner	DU	12	16	0.750	8	71	33	38	4.44	2.06
5 Tom O'Brien	UCD	12	16	0.750	8	71	50	21	4.44	3.13
6 Paul McCarron	QUB	11	15	0.733	7	65	49	16	4.33	3.27
7 Paris Cai	UCC	10	15	0.667	5	63	46	17	4.20	3.07
8 Ross Byrne	DU	8	12	0.667	4	52	38	14	4.33	3.17
9 Conor Boyle	NUIM	11	17	0.647	5	69	54	15	4.06	3.18
10 Sean Ryan	UCD	3	5	0.600	1	20	16	4	4.00	3.20
11 John Donnelly	QUB	3	5	0.600	1	21	20	1	4.20	4.00
12 Gerard Madden	QUB	7	12	0.583	2	41	44	-3	3.42	3.67
13 Shane Haverty	DCU	7	14	0.500	0	47	52	-5	3.36	3.71
14 Donnchda Carroll	UCC	7	14	0.500	0	56	55	1	4.00	3.93
15 Paul Lavin	UCD	5	11	0.455	-1	39	42	-3	3.55	3.82
16 Donal Fitzgibbon	UCC	3	7	0.429	-1	27	24	3	3.86	3.43
17 Mandla Mbondiya	UU	6	15	0.400	-3	51	58	-7	3.40	3.87
18 Sean O'Sullivan	DCU	6	15	0.400	-3	52	64	-12	3.47	4.27
20 Brendan Masterson	NUIG	6	16	0.375	-4	65	67	-2	4.06	4.19
21 Stephen Friel	NUIM	6	16	0.375	-4	59	69	-10	3.69	4.31
22 Sean Clarke	NUIG	6	17	0.353	-5	54	74	-20	3.18	4.35
23 Gavin Munelly	DCU	3	14	0.214	-8	44	65	-21	3.14	4.64
24 Liam Scott	UU	3	15	0.200	-9	42	69	-27	2.80	4.60
25 Conor Larkin	NUIG	1	6	0.167	-4	16	29	-13	2.67	4.83
26 Chris Murray	UU	2	13	0.154	-9	41	63	-22	3.15	4.85
27 Alex O'Neill	NUIM	2	15	0.133	-11	32	72	-40	2.13	4.80
28 Conor Daly	NUIG	1	10	0.100	-8	24	49	-25	2.40	4.90

Patrick Corr	UU	0	2	0.000	-2	6	10	-4	3.00	5.00
Emmet Power	UCC	2	4	0.500	0	14	18	-4	3.50	4.50

No of matches for inclusion: 6		Bouts				Points			Points/Bout	
		V	B	V/B	IND	+	-	+/-	+	-
1 David Connolly	UU	19	20	0.950	18	99	31	68	4.95	1.55
2 James Nicholl	QUB	16	17	0.941	15	83	31	52	4.88	1.82
3 Sean Healy	DU	15	16	0.938	14	78	37	41	4.88	2.31
4 Tadhg Garton	DU	15	18	0.833	12	84	42	42	4.67	2.33
5 Igor Brigadir	UCD	16	20	0.800	12	92	53	39	4.60	2.65
6 Fionn Flynn	DkIT	14	18	0.778	10	81	39	42	4.50	2.17
7 Kevin MacSweeney	UCC	14	19	0.737	9	87	45	42	4.58	2.37
8 Owen Jarnagin	UCD	12	17	0.706	7	72	46	26	4.24	2.71
9 Tristan Jezequel	UCC	12	18	0.667	6	76	53	23	4.22	2.94
10 Janic Schulte	NUIG	10	17	0.588	3	60	54	6	3.53	3.18
11 Colm Kelleher	DU	6	11	0.545	1	40	39	1	3.64	3.55
12 Derick O'Flynn	NUIG	9	17	0.529	1	61	64	-3	3.59	3.76
13 Matthew Shannon	QUB	10	19	0.526	1	72	69	3	3.79	3.63
14 Paddy Halpenny	DkIT	10	20	0.500	0	78	67	11	3.90	3.35
15 Ben Wetherbee	UCC	6	15	0.400	-3	44	59	-15	2.93	3.93
16 Sylvester Phelan	UCD	4	11	0.364	-3	35	46	-11	3.18	4.18
17 Thomas Phelan	ITC	5	16	0.313	-6	45	72	-27	2.81	4.50
18 Stephen Condren	DkIT	6	20	0.300	-8	62	78	-16	3.10	3.90
19 Chang Yang	NUIM	5	17	0.294	-7	43	80	-37	2.53	4.71
20 Kyle Greene	NUIG	4	17	0.235	-9	46	72	-26	2.71	4.24
21 Cian Cleary	NUIM	4	17	0.235	-9	36	69	-33	2.12	4.06
22 Thomas Thompson	QUB	2	9	0.222	-5	24	40	-16	2.67	4.44
23 John Cooney	ITC	4	18	0.222	-10	46	82	-36	2.56	4.56
24 Sean Denny	UU	4	19	0.211	-11	43	90	-47	2.26	4.74
25 Declan Ashley	NUIM	3	17	0.176	-11	39	77	-38	2.29	4.53
26 Frank Lawlor	ITC	2	16	0.125	-12	31	69	-38	1.94	4.31
27 Clark Mitchell	UU	1	22	0.045	-20	37	104	-67	1.68	4.73

James Allen	QUB	3	3	1.000	3	15	7	8	5.00	2.33
Brian Crowley	UCD	1	5	0.200	-3	17	21	-4	3.40	4.20
Luke Dowling	DU	4	4	1.000	4	20	12	8	5.00	3.00
David Frey	QUB	3	5	0.600	1	21	19	2	4.20	3.80