

The 62nd Irish Fencing Intervarsities



2016

Results

Final Standings

- 1 Dublin University
- 2 University College Dublin
- 3 University College Cork
- 4 Queen's University Belfast
- 5 National University of Ireland, Galway
- 6 Ulster University
- 7 Dublin City University
- 8 Institute of Technology, Carlow
- 9 Maynooth University
- 10 Dundalk Institute of Technology

Men's Foil

- 1 Dublin University
- 2 University College Cork
- 3 University College Dublin
- 4 Queen's University Belfast
- 5 Maynooth University
- 6 National University of Ireland, Galway
- 7 Ulster University

Men's Epee

- 1 Queens University Belfast
- 2 Dublin University
- 3 University College Cork
- 4 Dublin City University
- 5 Maynooth University
- 6 University College Dublin
- 7 Ulster University
- 8 National University of Ireland, Galway

Men's Sabre

- 1 Dublin University
- 2 University College Dublin
- 3 Ulster University
- 4 University College Cork
- 5 National University of Ireland, Galway
- 6 Institute of Technology, Carlow
- 7 Queen's University Belfast
- 8 Dundalk Institute of Technology
- 9 Maynooth University

Women's Foil

- 1 University College Dublin
- 2 Dublin University
- 3 Queen's University Belfast
- 4 University College Cork
- 5 Ulster University
- 6 National University of Ireland, Galway











Women's Epee

- 1 Dublin University
- 2 Dublin City University
- 3 National University of Ireland, Galway
- 4 University College Dublin
- 5 Queen's University Belfast
- 6 University College Cork

Women's Sabre

- 1 Dublin University
- 2 University College Cork
- 3 University College Dublin
- 4 Institute of Technology, Carlow
- 5 Maynooth University
- 6 National University of Ireland, Galway
- 7 Queen's University Belfast

The Boat Race
Dublin University

		V	M	+	-	+/-	Rank							
		V	M	+	-	+/-	Rank	V	M	+	-	+/-	Rank	
	Men's Epee	3	7	27	29	-2	4							
	Women's Epee	4	5	21	15	6	2							
								7	12	48	44	4	7	
								DCU placed seventh on indicators/head to head DCU bt MU (ME), No matches with ITC						
 Trinity College Dublin The University of Dublin	Men's Foil	6	6	30	7	23	1							
	Men's Epee	5	7	33	16	17	2							
	Men's Sabre	8	8	40	9	31	1							
	Women's Foil	4	5	24	11	13	2							
	Women's Epee	5	5	25	7	18	1							
Women's Sabre	6	6	30	6	24	1								
								34	37	182	56	126	1	
 DUNDALK INSTITUTE OF TECHNOLOGY	Men's Sabre	1	8	22	38	-16	8							
								1	8	22	38	-16	10	
 INSTITUTE of TECHNOLOGY CARLOW	Men's Sabre	4	8	24	32	-8	6							
	Women's Sabre	3	6	17	19	-2	4							
								7	14	41	51	-10	8	
								ITC placed eight on head to head ITC bt MU (MS, WS)						
 O'É Gaillimh NUI Galway	Men's Foil	2	6	20	26	-6	6							
	Men's Epee	1	7	14	34	-20	8							
	Men's Sabre	5	8	30	24	6	5							
	Women's Foil	0	5	4	25	-21	6							
	Women's Epee	3	5	18	20	-2	3							
Women's Sabre	1	6	16	25	-9	6								
								12	37	102	154	-52	5	
 Maynooth University National University of Ireland Maynooth	Men's Foil	2	6	15	25	-10	5							
	Men's Epee	3	7	24	28	-4	5							
	Men's Sabre	0	8	12	40	-28	9							
Women's Sabre	2	8	14	18	-4	5								
								7	29	65	111	-46	9	
 Queen's University Belfast	Men's Foil	3	6	21	20	1	4							
	Men's Epee	6	7	31	20	11	1							
	Men's Sabre	2	8	21	36	-15	7							
	Women's Foil	3	5	22	15	7	3							
	Women's Epee	1	5	15	23	-8	5							
Women's Sabre	0	6	0	30	-30	7								
								15	37	110	144	-34	4	
 UCC Coláiste na hOllscoile Corcaigh, Éire University College Cork, Ireland	Men's Foil	4	6	26	17	9	2							
	Men's Epee	5	7	30	17	13	3							
	Men's Sabre	5	8	31	25	6	4							
	Women's Foil	2	5	17	17	0	4							
	Women's Epee	0	5	13	25	-12	6							
Women's Sabre	5	6	27	14	13	2								
								21	37	144	115	29	3	
 UCD DUBLIN	Men's Foil	4	6	25	17	8	3							
	Men's Epee	3	7	24	29	-5	6							
	Men's Sabre	6	8	37	21	16	2							
	Women's Foil	5	5	25	9	16	1							
	Women's Epee	2	5	18	20	-2	4							
Women's Sabre	4	6	25	12	13	3								
								24	37	154	108	46	2	
 Ulster University	Men's Foil	0	6	5	30	-25	7							
	Men's Epee	2	7	20	30	-10	7							
	Men's Sabre	5	8	32	24	8	3							
	Women's Foil	1	5	8	23	-15	5							
								8	26	65	107	-42	6	

Women's Foil	DU	NUIG	QUB	UCC	UCD	UU	V	+	-	+/-	Rank
Dublin University		V	V	V	4	V	4	24	11	13	2
National University of Ireland, Galway	0		0	1	0	3	0	4	25	-21	6
Queens University, Belfast	4	V		V	3	V	3	22	15	7	3
University College, Cork	2	V	4		1	V	2	17	17	0	4
University College, Dublin	V	V	V	V		V	5	25	9	16	1
Ulster University	0	V	1	1	1		1	8	23	-15	5

Men's Epee	DCU	DU	NUIG	NUIM	QUB	UCC	UCD	UU	V	+	-	+/-	Rank	
Dublin City University		V	V	V	4	3	4	1	3	27	29	-2	4	ii)
Dublin University	4		V	V	4	V	V	V	5	33	16	17	2	i)
National University of Ireland, Galway	1	0		V	2	1	1	4	1	14	34	-20	8	
Maynooth University	4	0	4		V	1	V	V	3	24	28	-4	5	iii)
Queens University, Belfast	V	V	V	1		V	V	V	6	31	20	11	1	
University College, Cork	V	2	V	V	3		V	V	5	30	17	13	3	
University College, Dublin	V	3	V	3	1	2		V	3	24	29	-5	6	
Ulster University	V	1	V	4	1	0	4		2	20	30	-10	7	

i) Dublin University ranked second on head-to-head (DU bt UCC)

ii) DCU ranked fourth on indicators (DCU bt MU, MU bt UCD, UCD bt DCU)

iii) Maynooth ranked fifth on indicators

Men's Sabre	DU	DKIT	ITC	NUIG	NUIM	QUB	UCC	UCD	UU	V	+	-	+/-	Rank	
Dublin University		V	V	V	V	V	V	V	V	8	40	9	31	1	
Dundalk Institute of Technology	3		4	2	V	3	2	1	2	1	22	38	-16	8	
Institute of Technology, Carlow	0	V		2	V	V	2	0	V	4	24	32	-8	6	
National University of Ireland, Galway	0	V	V		V	V	2	3	V	5	30	24	6	5	
Maynooth University	1	3	0	1		3	2	1	1	0	12	40	-28	9	
Queens University, Belfast	1	V	4	1	V		2	2	1	2	21	36	-15	7	
University College, Cork	1	V	V	V	V	V		4	1	5	31	25	6	4	ii)
University College, Dublin	3	V	V	V	V	V	V		4	6	37	21	16	2	
Ulster University	0	V	4	3	V	V	V	V		5	32	24	8	3	i)

i) Ulster ranked third on indicators (UU bt UCC, NUIG bt UU, UCC bt NUIG)

ii) UCC ranked fourth on bouts won (UU bt UCC, NUIG bt UU, UCC bt NUIG, UCC, NUIG tied on indicators)

Men's Foil	DU	NUIG	MU	QUB	UCC	UCD	UU	V	+	-	+/-	Rank
Dublin University		V	V	V	V	V	V	6	30	7	23	1
National University of Ireland, Galway	0		4	V	2	4	V	2	20	26	-6	6
Maynooth University	1	V		0	2	2	V	2	15	25	-10	5
Queens University, Belfast	1	4	V		V	1	V	3	21	20	1	4
University College, Cork	2	V	V	4		V	V	4	26	17	9	2
University College, Dublin	2	V	V	V	3		V	4	25	17	8	3
Ulster University	1	2	1	1	0	0		0	5	30	-25	7

i) UCC finish second on head to head (UCC bt UCD)

ii) Maynooth finish fifth on head to head (MU bt NUIG)

Women's Epee	DCU	DU	NUIG	QUB	UCC	UCD	V	+	-	+/-	Rank
Dublin City University		1	V	V	V	V	4	21	15	6	2
Dublin University	V		V	V	V	V	5	25	7	18	1
National University of Ireland, Galway	2	1		V	V	V	3	18	20	-2	3
Queens University, Belfast	2	1	4		V	3	1	15	23	-8	5
University College, Cork	3	2	3	3		2	0	13	25	-12	6
University College, Dublin	3	2	3	V	V		2	18	20	-2	4

Women's Sabre	DU	ITC	NUIG	MU	QUB	UCC	UCD	V	+	-	+/-	Rank
Dublin University		V	V	V	V	V	V	6	30	6	24	1
Institute of Technology, Carlow	0		V	V	V	1	1	3	17	19	-2	4
National University of Ireland, Galway	1	3		3	V	4	0	1	16	25	-9	6
Maynooth Univeristy	0	1	V		V	2	1	2	14	18	-4	5
Queens University, Belfast	0	0	0	0		0	0	0	0	30	-30	7
University College, Cork	2	V	V	V	V		V	5	27	14	13	2
University College, Dublin	3	V	V	V	V	2		4	25	12	13	3



Maynooth University
National University of Ireland Maynooth

The 62nd Irish Fencing Intervarsities

	DCU	Trinity College Dublin	DUNDALK	INSTITUTE of TECHNOLOGY CARLOW	OÉ Gaillimh NUI Galway	Maynooth University	Queen's University Belfast	UCC	UCD DUBLIN	Ulster University	Totals	
	X V X X 1 X	X X X X X X	X X X X X X	X X X X X X	X V X X V X	X V X X X X	X 4 X X V X	X 3 X X V X	X 4 X X V X	X 1 X X X X	X 3 X X 4 X	7
DCU		X 4 X X V X	X X V X X X	X X V X X V	X V V X V V	V V V X X V	V 4 V V V V	V V V V V V	V V V 4 V V	V V V V X X	6 5 8 4 5 6	34
Trinity College Dublin	X X X X X X		X X 3 X X X	X X 4 X X X	X X 2 X X X	X X V X X X	X X 3 X X X	X X 2 X X X	X X 1 X X X	X X 2 X X X	X X 1 X X X	1
DUNDALK	X X X X X X	X X 0 X X 0	X X V X X X	X X V X X X	X X 2 X X V	X X V X X V	X X V X X V	X X 2 X X 1	X X 0 X X 1	X X V X X X	X X 4 X X 3	7
INSTITUTE of TECHNOLOGY CARLOW	X 1 X X 2 X	0 0 0 0 1 1	X X V X X X	X X V X X 3		4 V V X X 3	V 2 V 0 V V	2 4 2 1 V 4	4 1 3 0 V 0	V 4 V 3 X X	2 1 5 0 3 1	12
OÉ Gaillimh NUI Galway	X 4 X X X X	1 0 1 X X 0	X X 3 X X X	X X 0 X X 1	V 4 1 X X V		0 V 3 X X V	2 1 2 X X 2	2 V 1 X X 1	V V 1 X X X	2 3 0 X X 2	7
Maynooth University	X V X X 2 X	1 V 1 4 1 0	X X V X X X	X X 4 X X 0	4 V 1 V 4 0	V 1 V X X 0		V V 2 V V 0	1 V 2 3 3 0	V V 1 V X X	3 6 2 3 1 0	15
Queen's University Belfast	X V X X 3 X	2 2 1 2 2 2	X X V X X X	X X V X X V	V V V V 3 V	V V V X X V	4 3 V 4 3 V		V V 4 1 2 V	V V 1 V X X	4 5 5 2 0 5	21
UCC	X V X X 3 X	2 3 3 V 2 3	X X V X X X	X X V X X V	V V V V 3 V	V 3 V X X V	V 1 V V V V	3 2 V V V 2		V V 4 V X X	4 3 6 5 2 4	24
UCD DUBLIN	X V X X X X	0 1 0 0 X X	X X V X X X	X X 4 X X X	2 V 3 V X X	1 4 V X X X	1 1 V 1 X X	0 0 V 1 X X	4 4 V 0 X X		0 2 5 1 X X	8
Ulster University	X V X X X X	0 1 0 0 X X	X X V X X X	X X 4 X X X	2 V 3 V X X	1 4 V X X X	1 1 V 1 X X	0 0 V 1 X X	4 4 V 0 X X		0 2 5 1 X X	8

Men's Foil Men's Epee Men's Sabre Women's Foil Women's Epee Women's Sabre

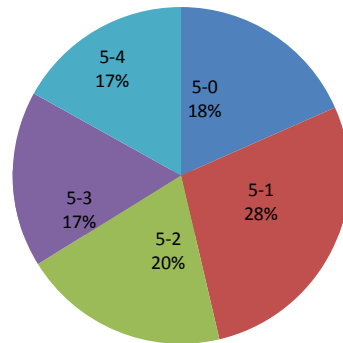
Stats

	2016	(2015)	(2014)
Number of Matches Fenced	136	149	137
Number of Bouts Fenced	933	992	905
Maximum Number of Bouts Possible	1,224	1,341	1,233
Percentage of Maximum Number of Bouts Fenced	76.23%	73.97%	73.40%

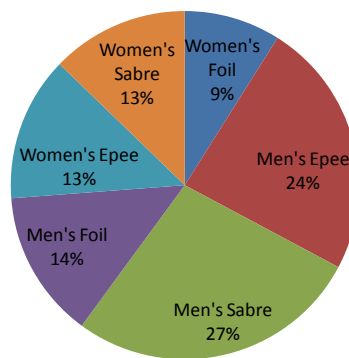
Number of Matches Fenced (Saturday) (ME/WF/MS)	79	70	52
Number of Bouts Fenced (Saturday)	552	472	333
Maximum Number of Bouts Possible (Saturday)	711	630	468
Percentage of Maximum Number of Bouts Fenced (Saturday)	77.64%	74.92%	71.15%

Number of Matches Fenced (Sunday) (WF/ME/MS)	57	79	85
Number of Bouts Fenced (Sunday)	381	520	572
Maximum Number of Bouts Possible (Sunday)	513	711	765
Percentage of Maximum Number of Bouts Fenced (Sunday)	74.27%	73.14%	74.77%

Number of Matches Ending		
5-0	25	38 (26%)
5-1	38	33 (22%)
5-2	27	36 (24%)
5-3	23	26 (17%)
5-4	23	16 (11%)
Average Match Score	5-1.86	(5.0-1.48)



Points Scored		2015
Women's Foil	571	638
Men's Epee	1,521	1,361
Men's Sabre	1,739	1,667
Men's Foil	876	825
Women's Epee	857	920
Women's Sabre	814	1,234



Hits Scored	Maximum Hits Possible	
6,378	11,016	57.90%
6,645	12,069	(55.06%)

Individual Bouts

- 1) Fencers are ranked based on their number of wins divided by the number of bouts fenced
- 2) Fencers are only included in the rankings if they participated in a number of bouts that is at least 25% of the fencer with the greatest number of bouts in that weapon.
- 3) Bouts that are won due to the opposing club being unable to field a full team in a weapon are not considered when calculating the individual results

Women's Foil

		Leah McHugh	Crystal Percival	Ellen Thomas	Rachel Thomas	Ciara Keighron	Teodora Milojevic	Katie Gillespie	Patricia Gruenhait	Liv Kent	Shona McMahon	Leona Cashman	May Jeanette Fast	Ciara Hayes	Helen Moriarty	Laura Mirakoff	Ellen Nugent	Kristy Rozenberga	Sarah Schlicher	Michelle Georges	Tasha Henderson	Kate Millar	Rachel O'Malley	V	M	V/M	+	-	+/-
Leah McHugh	DU																							0	0	0.000	0	0	0
Crystal Percival	DU					V	V	V	V	V		V	V		V	4	V		V	V	V			12	13	0.923	64	18	46
Ellen Thomas	DU					V		0	V	0		2	V			1	3		4		V		V	5	11	0.455	35	34	1
Rachel Thomas	DU						V	2	V	3		V			3	2	V		V				V	6	10	0.600	40	31	9
Ciara Keighron	NUIG		0	1				1		2		0			V	1			2	V	V			3	10	0.300	22	42	-20
Teodora Milojevic	NUIG		1		2			0					3		4	0		2		1	V	0		1	10	0.100	18	41	-23
Katie Gillespie	QUB		2	V	V4	V	V					V	V		V	V		V4	V		V			12	13	0.923	60	17	43
Patricia Gruenhait	QUB		2	0	1											0	1		1					0	6	0.000	5	30	-25
Liv Kent	QUB		1	V	V	V						1	V		V	1			4		V	V		7	11	0.636	42	29	13
Shona McMahon	QUB											1	0		0					V	1			1	5	0.200	7	20	-13
Leona Cash	UCC		1	V	4		V	1		V	V					2		V			V	V		7	11	0.636	43	30	13
May Jeanette Fast	UCC		0	1		V		1		0	V					1	0			V		V4		4	10	0.400	22	37	-15
Ciara Hayes	UCC																							0	0	0.000	0	0	0
Helen Moriarty	UCC		0		V	V	4	0		3	V									V	3			4	11	0.364	33	44	-11
Laura Mirakoff	UCD		V	V	V	V	V	2	V	V		V	V							V			V	11	12	0.917	57	19	38
Ellen Nugent	UCD		1	V	3			1	V				V		V									4	7	0.571	25	21	4
Kristy Rozenberga	UCD						V					3			V						V			3	4	0.750	18	12	6
Sarah Schlicher	UCD		4	V	0	V		3	V	V										V	V			6	9	0.667	37	27	10
Michelle Georges	UU		0			0	V2	1			0		2		2	0								1	9	0.111	8	41	-33
Tasha Henderson	UU		1	1		2	0			1	V	2			V				4	1				2	10	0.200	22	44	-22
Kate Millar	UU					V	0		0		1	2												1	5	0.200	8	19	-11
Rachel O'Malley	UU			1	2											2								0	3	0.000	5	15	-10

No of matches for inclusion: 4		Bouts				Points			Points/Bout		
		V	B	V/B	IND	+	-	+/-	+	-	
1	Crystal Percival	DU	12	13	0.923	11	64	18	46	4.92	1.38
2	Katie Gillespie	QUB	12	13	0.923	11	60	17	43	4.62	1.31
3	Laura Mirakoff	UCD	11	12	0.917	10	57	19	38	4.75	1.58
4	Kristy Rozenberga	UCD	3	4	0.750	2	18	12	6	4.50	3.00
5	Sarah Schlicher	UCD	6	9	0.667	3	37	27	10	4.11	3.00
6	Leona Cash	UCC	7	11	0.636	3	43	30	13	3.91	2.73
7	Liv Kent	QUB	7	11	0.636	3	42	29	13	3.82	2.64
8	Rachel Thomas	DU	6	10	0.600	2	40	31	9	4.00	3.10
9	Ellen Nugent	UCD	4	7	0.571	1	25	21	4	3.57	3.00
10	Ellen Thomas	DU	5	11	0.455	-1	35	34	1	3.18	3.09
11	May Jeanette Fast	UCC	4	10	0.400	-2	22	37	-15	2.20	3.70
12	Helen Moriarty	UCC	4	11	0.364	-3	33	44	-11	3.00	4.00
13	Ciara Keighron	NUIG	3	10	0.300	-4	22	42	-20	2.20	4.20
14	Shona McMahon	QUB	1	5	0.200	-3	7	20	-13	1.40	4.00
15	Kate Millar	UU	1	5	0.200	-3	8	19	-11	1.60	3.80
16	Tasha Henderson	UU	2	10	0.200	-6	22	44	-22	2.20	4.40
17	Michelle Georges	UU	1	9	0.111	-7	8	41	-33	0.89	4.56
18	Teodora Milojevic	NUIG	1	10	0.100	-8	18	41	-23	1.80	4.10
20	Patricia Gruenhait	QUB	0	6	0.000	-6	5	30	-25	0.83	5.00
	Rachel O'Malley	UU	0	3	0.000	-3	5	15	-10	1.67	5.00

Men's Epee

		Niall Cawley	Shane Haverty	Maximilian Reinelt	Sean O'Sullivan	James Bryant	Ross Byrne	Maxton Milner	Cornelius Tan	Sean Clarke	Conor Daly	Conor Larkin	John Masterson	Carlos Arama	Conor Boyle	Rory Clarke	Stephen Friel	Richard Adams	John Donnelly	Paddy Erskine	Gerard Madden	Pierpaulo Bento	Paris Cai	Donncdha Carroll	Emmet Power	James Bardin	Paul Lavin	Sean Ryan	Calvin Wong	Patrick Corr	Mandla Mboniya	Clarke Mitchell	Ryan Young	V	M	V/M	+	-	+/-
Niall Cawley	DCU				V									4			2							V		4	2							2	6	0.333	22	26	-4
Shane Haverty	DCU					1	V	V	V			4	V	V		V	V		V	3	4		3			V	V	V		1		V	12	18	0.667	76	63	13	
Maximilian Reinelt	DCU						4	4			V	V	1	4		1	V		3	2	1			3			3	2	2				3	15	0.200	45	69	-24	
Sean O'Sullivan	DCU				V	V	0		V		V			V		V		V	4			1		V	V		4	V	2	3			3	10	17	0.588	67	69	-2
James Bryant	DU	2			2										V	V																	2	4	0.500	14	17	-3	
Ross Byrne	DU		V	V	4				V						V		V		V	3		2	V			V4	4	V		V	V		11	15	0.733	67	41	26	
Maxton Milner	DU		4	V	V					V		V		V		V	V	V	4	V2	V	V				4	V	V		V		4	14	18	0.778	83	50	33	
Cornelius Tan	DU		3						V	V							0		3	2	V2		4				2	V	V		V	6	12	0.500	41	49	-8		
Sean Clarke	NUIG		3		4		1		2								2		2	3							3	2	1		3	2	0	12	0.000	28	59	-31	
Conor Daly	NUIG							3	4				V	4		V	2			V	2			V		2		2				4	11	0.364	39	43	-4		
Conor Larkin	NUIG			3	3								V	V4		3							3		4					V	V	2	4	10	0.400	37	41	-4	
John Masterson	NUIG		V	3				3					V	3		4				4	V	2	4			V	2		V	V	2	6	15	0.400	57	57	0		
Carlos Arama	NUIM		2	V	3						2	2	1				V	V				0		0			V	4	V	4	2	5	15	0.333	45	64	-19		
Conor Boyle	NUIM	V	4	V				2		V	3	V							V	V			4	1			V	2	V	V	2	10	17	0.588	68	64	4		
Rory Clarke	NUIM					3	2																										0	2	0.000	5	10	-5	
Stephen Friel	NUIM		0	V	4	4		2			3	V	V				4			V			0	V		V	1	V	V	4		V	9	18	0.500	67	70	-3	
Richard Adams	QUB	V	2	3			4	2	V	V	V		3			V						V	V	V		V	V		V	V			12	17	0.706	74	56	18	
John Donnelly	QUB				3								4																				0	2	0.000	7	10	-3	
Paddy Erskine	QUB		2	V	V		3	1	V	V		V		2								1		4			V	V		2	V		8	15	0.533	55	55	0	
Gerard Madden	QUB		V	V			V	V	V	V	3		1		4	3						V	V	3		3		V	V			V	11	17	0.647	72	58	14	
Pierpaulo Bento	UCC		V	V	V			1	1		V	V					4		V2	3						V	V2		V	V		10	14	0.714	53	33	20		
Paris Cai	UCC						V3	4			V	V	V	V			0										V2	4		V	V		8	12	0.667	46	40	6	
Donncdha Carroll	UCC		V		4		3	0	V				V	V		V	4		V	V						V	V	3		V		9	14	0.643	59	47	12		
Emmet Power	UCC	4		V	3					2	V		V			4																	3	7	0.429	28	31	-3	
James Bardin	UCD											0																					0	1	0.000	0	5	-5	
Paul Lavin	UCD	V	4		V		1	V		V3			2	3	4					V	4		3							V4	3		6	15	0.400	55	64	-9	
Sean Ryan	UCD	V	4		4		V	4	V	V		V	4	V		V	3		2			1	1	4						V		V	9	19	0.474	74	66	8	
Calvin Wong	UCD		4	V	V		4	2	2	V	V		V	2	3				2	3		V	V						V		V	3	9	18	0.500	70	64	6	
Patrick Corr	UU			V	V			2	V		4	4	3	4	2	3				0	3						3	4	0				3	15	0.200	47	65	-18	
Mandla Mboniya	UU		V	V			2	2				2	V	V	V	3			V			3		4		V						7	13	0.538	51	48	3		
Clarke Mitchell	UU						2		V		2			1					3			0	3					4	0			1	9	0.111	20	43	-23		
Ryan Young	UU		1		V			V	4	V4		V	V	V4		2											V	V3	V4			9	13	0.692	49	44	5		

No of matches for inclusion: 5		Bouts				Points			Points/Bout		
		V	B	V/B	IND	+	-	+/-	+	-	
1	Maxton Milner	DU	14	18	0.778	10	83	50	33	4.61	2.78
2	Ross Byrne	DU	11	15	0.733	7	67	41	26	4.47	2.73
3	Pierpaulo Bento	UCC	10	14	0.714	6	53	33	20	3.79	2.36
4	Richard Adams	QUB	12	17	0.706	7	74	56	18	4.35	3.29
5	Ryan Young	UU	9	13	0.692	5	49	44	5	3.77	3.38
6	Shane Haverty	DCU	12	18	0.667	6	76	63	13	4.22	3.50
7	Paris Cai	UCC	8	12	0.667	4	46	40	6	3.83	3.33
8	Gerard Madden	QUB	11	17	0.647	5	72	58	14	4.24	3.41
9	Donncdha Carroll	UCC	9	14	0.643	4	59	47	12	4.21	3.36
10	Conor Boyle	NUIM	10	17	0.588	3	68	60	8	4.00	3.53
11	Sean O'Sullivan	DCU	10	17	0.588	3	67	69	-2	3.94	4.06
12	Mandla Mbondiya	UU	7	13	0.538	1	51	48	3	3.92	3.69
13	Paddy Erskine	QUB	8	15	0.533	1	55	55	0	3.67	3.67
14	Calvin Wong	UCD	9	18	0.500	0	70	64	6	3.89	3.56
15	Stephen Friel	NUIM	9	18	0.500	0	67	70	-3	3.72	3.89
16	Cornelius Tan	DU	6	12	0.500	0	41	49	-8	3.42	4.08
17	James Bryant	DU	2	4	0.500	0	14	17	-3	3.50	4.25
18	Sean Ryan	UCD	9	19	0.474	-1	74	66	8	3.89	3.47
20	Emmet Power	UCC	3	7	0.429	-1	28	31	-3	4.00	4.43
21	Conor Larkin	NUIG	4	10	0.400	-2	37	41	-4	3.70	4.10
22	Niall Cawley	DCU	2	6	0.400	-2	22	26	-8	3.67	4.33
23	John Masterson	NUIG	6	15	0.400	-3	57	57	0	3.80	3.80
24	Paul Lavin	UCD	6	15	0.400	-3	55	64	-9	3.67	4.27
25	Conor Daly	NUIG	4	11	0.364	-3	39	43	-4	3.55	3.91
26	Carlos Arama	NUIM	5	15	0.333	-5	45	64	-19	3.00	4.27
27	Patrick Corr	UU	3	15	0.200	-9	47	65	-18	3.13	4.33
28	Maximillian Reinelt	DCU	3	15	0.200	-9	45	69	-24	3.00	4.60
29	Clarke Mitchell	UU	1	9	0.111	-7	20	43	-23	2.22	4.78
30	Sean Clarke	NUIG	0	12	0.000	-12	28	59	-31	2.33	4.92
	James Bardin	UCD	0	1	0.000	-1	0	5	-5	0.00	5.00
	Rory Clarke	NUIM	0	2	0.000	-2	5	10	-5	2.50	5.00
	John Donnelly	QUB	0	2	0.000	-2	7	10	-3	3.50	5.00

Men's Sabre

		Matthew Coalter	Tadhg Garton	Sean Healy	Colm Kelleher	Fionn Flynn	Darren Metcalf	Zygmantas Urbietis	John Cooney	Eoin Mac Murchadha	Thomas Phelan	William Fischer	Rudolf Hellmuth	Derick O'Flynn	Janic Schulte	Davin Barrett	Michael Nowak	Patrick Paszenda	James Allen	Matthew Shannon	Thomas Thompson	Tristan Jezequel	Kevin MacSweeney	Oscar McAuley	Aidan Clarke	Brian Crowley	Sylvester Phelan	David Connolly	Sean Denny	Jake Wiley	V	M	V/M	+	-	+/-	
Matthew Coalter	DU																	3														0	1	0.000	3	5	-2
Tadhg Garton	DU					4	V	V		V	V			V	V	V	V			V	V	V		V	2	V	V		V	V	16	18	0.889	86	23	63	
Sean Healy	DU					3	V	V	V	V						V				V	2		V	4		1	V	V	V		V	12	16	0.750	70	45	25
Colm Kelleher	DU					2	V		V				V		V		V	V					V	V	2		V	V				12	14	0.857	64	28	36
Fionn Flynn	DKIT		V	V	V				V	V	V		4	V		V	V	V	V	V	V	V	2	V	2	V		4		V	17	21	0.810	97	50	47	
Darren Metcalf	DkIT		1	2	1				4	3	V		2		V	4	V	V	2	0	2	3	1		1		0	1	2	1	4	21	0.190	50	99	-49	
Zygmantas Urbietis	DkIT		0	4					1	2	3		2	1	4	3		0	4	1			0	4		1	2		V	2	1	18	0.056	39	85	-46	
John Cooney	ITC			1	3	0	V	V				V	2		0	V	V		3	V	2		2	V	1	2		1	V	4	8	20	0.400	61	77	-16	
Eoin Mac Murchadha	ITC		0	2		1	V	V					2		2			V	V	V	V	3	0			3	0	3	V	4	7	18	0.389	55	76	-21	
Thomas Phelan	ITC		0			0	2	V				V			0	V		V	3	V	3	3	2	V	2			V	V	V	9	18	0.500	60	64	-4	
William Fischer	NUIG								2		1						V	V	0		V										3	6	0.500	18	24	-6	
Rudolf Hellmuth	NUIG			3	1	V	V	V	V	V										V	V	V	0	2	3	V	4	2	V	3	10	18	0.556	68	60	8	
Derick O'Flynn	NUIG		2			0		V								V	V		V	V		4	2		1	V	4		V	V	8	14	0.571	53	45	8	
Janic Schulte	NUIG		2		1		4	V	V	V	V					4		V					2	V	0		V	2	V	V	9	16	0.563	60	53	7	
Davin Barrett	MU		0	2		3	V	V	1		2			0	V				2	V	V		2	V		V	0		V	1	8	18	0.444	53	76	-23	
Michael Nowak	MU		1		2	1	4		1			1		3					1	4	V	0	2		2		4	0	3		1	16	0.063	34	76	-42	
Patrick Paszenda	MU	V			1	4	4	V		2	0	4			2				2		4	2	0	V	0	0		2		1	3	18	0.167	43	80	-37	
James Allen	QUB			1	2	2	V	V	V	3	V	V		2		V	V	V				3	1		0	V	V	4		4	10	20	0.500	72	72	0	
Matthew Shannon	QUB		1	V		3	V	V	2	3	0		1	1		1	V						3	V	0		3		4	3	5	18	0.278	50	74	-24	
Thomas Thompson	QUB		0		1	0	V		V	4	V	4	2			4	1	V				4	3	V	0	3		0	V		6	19	0.316	56	79	-23	
Tristan Jezequel	UCC		1	1		4	V			V	V		1	V			V	V	V		V				3	3	V	3		2	9	17	0.529	63	65	-2	
Kevin MacSweeney	UCC			V	3	V	V	V	V	V	V		V	V	V	V	V	V	V	V	V				2	V	V	3	V		19	22	0.864	103	46	57	
Oscar McAuley	UCC		1		0	2		V	3		1		V		1	3		2		2	2				0	4	V		1	2	3	17	0.176	39	79	-40	
Aidan Clarke	UCD		V	V	V	V	V		V		V		V	V	V		V	V	V	V	V	V	V	V				V	V	V	21	21	1.000	105	25	80	
Brian Crowley	UCD		0	0		0		V	V	V			3	2		3		V	2		V	V	1	V				0	V	1	8	18	0.444	52	69	-17	
Sylvester Phelan	UCD		4	3	3		V	V		V			V	V	1	V	V		3	V		3	1	3				2	4	3	8	19	0.421	70	72	-2	
David Connolly	UU			4	0	V	V		V	V	4		V		V		V	V	V		V	V	V		1	V	V				14	18	0.778	79	47	32	
Sean Denny	UU		0			V	V	0	3	4	4		1	3	4	4	V			V	1		3	V	2	3	V				5	18	0.278	57	79	-22	
Jake Wiley	UU		0	2		1	V	V	V	V	4		V	3	4	V		V	V	V		V		V	0	V	V				13	20	0.650	79	66	13	

No of matches for inclusion: 6		Bouts				Points			Points/Bout		
		V	B	V/B	IND	+	-	+/-	+	-	
1	Aidan Clarke	UCD	21	21	1.000	21	105	25	80	5.00	1.19
2	Tadhg Garton	DU	16	18	0.889	14	86	23	63	4.78	1.28
3	Kevin MacSweeney	UCC	19	22	0.864	16	103	46	57	4.68	2.09
4	Colm Kelleher	DU	12	14	0.857	10	64	28	36	4.57	2.00
5	Fionn Flynn	DkIT	17	21	0.810	13	97	50	47	4.62	2.38
6	David Connolly	UU	14	18	0.778	10	79	47	32	4.39	2.61
7	Sean Healy	DU	12	16	0.750	8	70	45	25	4.38	2.81
8	Jake Wiley	UU	13	20	0.650	6	79	66	13	3.95	3.30
9	Derick O'Flynn	NUIG	8	14	0.571	2	53	45	8	3.79	3.21
10	Janic Schulte	NUIG	9	16	0.563	2	60	53	7	3.75	3.31
11	Rudolf Hellmuth	NUIG	10	18	0.556	2	68	60	8	3.78	3.33
12	Tristan Jezequel	UCC	9	17	0.529	1	63	65	-2	3.71	3.82
14	James Allen	QUB	10	20	0.500	0	72	72	0	3.60	3.60
13	Thomas Phelan	ITC	9	18	0.500	0	60	64	-4	3.33	3.56
15	William Fischer	NUIG	3	6	0.500	0	18	24	-6	3.00	4.00
17	Brian Crowley	UCD	8	18	0.444	-2	52	69	-17	2.89	3.83
16	Davin Barrett	MU	8	18	0.444	-2	53	76	-23	2.94	4.22
18	Sylvester Phelan	UCD	8	19	0.421	-3	70	72	-2	3.68	3.79
19	John Cooney	ITC	8	20	0.4	-4	61	77	-16	3.05	3.85
20	Eoin Mac Murchadha	ITC	7	18	0.389	-4	55	76	-21	3.06	4.22
21	Thomas Thompson	QUB	6	19	0.316	-7	56	79	-23	2.95	4.16
22	Sean Denny	UU	5	18	0.278	-8	57	79	-22	3.17	4.39
23	Matthew Shannon	QUB	5	18	0.278	-8	50	74	-24	2.78	4.11
24	Darren Metcalf	DkIT	4	21	0.190	-13	50	99	-49	2.38	4.71
25	Oscar McAuley	UCC	3	17	0.176	-11	39	79	-40	2.29	4.65
26	Patrick Paszenda	MU	3	18	0.167	-12	43	80	-37	2.39	4.44
27	Michael Nowak	MU	1	16	0.063	-14	34	76	-42	2.13	4.75
28	Zygimantas Urbietis	DkIT	1	18	0.056	-16	39	85	-46	2.17	4.72
	Matthew Coalter	DU	0	1	0.000	-1	3	5	-2	3.00	5.00

Men's Foil

		Philip Cripwell	Fearghal Donaghy	Killian Hanlon	Graham Nevin	Ronan Cranny	Ciaran Guy	Brendan Masterson	Padraig Mac Ardghail	Cian Cleary	Conor Coleman	Mo Eribo	Joel Chiew	Conor McClenahan	Ethan McLaughlin	John Norney	Rory Hayes	Garvin Peck	Sean Whittaker	Bartosz Lekke-Hensoldt	Jake Murray	Tom O'Brien	Andrew Whyte	Daniel Boyd	Rafael Garcia	Paul Garcia	Stuart Graham	V	M	V/M	+	-	+/-
Philip Cripwell	DU					V		V		V		V	V	V			V	V	V	V	V	V	V	V	V	V	V	14	14	1.000	70	14	56
Fearghal Donaghy	DU									V	4															V		2	3	0.667	14	8	6
Killian Hanlon	DU								V		V	V			V	V	V	V					V	V4		V	V	11	11	1.000	54	16	38
Graham Nevin	DU							V	V				2		V		1		2	3			4				3	8	0.375	27	29	-2	
Ronan Cranny	NUIG	3										1	V	V	V		3	V		2	V		1	V		3	V	7	13	0.538	48	40	8
Ciaran Guy	NUIG									V	2	V	2	2	V		0		0	3	V		1	V		V	6	13	0.462	40	37	3	
Brendan Masterson	NUIG	2			4					V	V	4	1	2	V		0	V	0	V		3	V				6	14	0.429	46	54	-8	
Padraig Mac Ardghail	NUIG			1	0					1	2															3	V	1	6	0.167	12	25	-13
Cian Cleary	MU	0	3				0	1	V				3				0	V		V			2		V		V	5	12	0.417	34	40	-6
Conor Coleman	MU		V	0			V3	4	V											V					V	V	6	8	0.750	32	26	6	
Mo Eribo	MU	1		0		V	1	V					2		0		0	V	4			2	2		2	V	4	14	0.286	34	54	-20	
Joel Chiew	QUB	0			V	3	V	V		V							1	V	3			2	1		V	V	7	13	0.538	45	42	3	
Conor McClenahan	QUB	2				4	V	V				V					V	V	V	V		2				V	V	9	12	0.750	53	30	23
Ethan McLaughlin	QUB			2	1	0	3	0									1	V	0	1			3			V	2	11	0.182	21	50	-29	
John Norney	QUB			1								V													2		1	3	0.333	8	10	-2	
Rory Hayes	UCC	1	4	V	V4	V	V	V		V		V	V	3	V					V		2	V		V		V	12	16	0.750	69	29	40
Garvin Peck	UCC	1		0		1		1		0		0	1	1	2					2			0	V			1	12	0.083	14	58	-44	
Sean Whittaker	UCC	2			V		V3	V				V	V	3	V					V		V	V4	V		V	11	13	0.846	57	27	30	
Bartosz Lekke-Hensoldt	UCD	0			V4	V	V	4		1	3			1	V		1	V	3						V		V	7	14	0.500	47	50	-3
Jake Murray	UCD					1	1																				0	2	0.000	2	10	-8	
Tom O'Brien	UCD	0		1	V			V				V3	V	V			V		2					V			7	10	0.700	36	30	6	
Andrew Whyte	UCD	1		3		V	V	4		V		V4	V		V		2	V	2						V	V	9	14	0.643	56	37	19	
Daniel Boyd	UU					1	0												3	1	3		0				0	6	0.000	8	30	-22	
Rafael Garcia	UU	1		2						1	1		2			V	0										1	8	0.125	12	37	-25	
Paul Garcia	UU		0	2		V			V		4	V	1	1						1							3	10	0.300	28	43	-15	
Stuart Graham	UU	0				1	1		0	2		2		0	3		0		0								0	10	0.000	9	50	-41	

No of matches for inclusion: 5		Bouts				Points			Points/Bout		
		V	B	V/B	IND	+	-	+/-	+	-	
1	Philip Cripwell	DU	14	14	1.000	14	70	14	56	5.00	1.00
2	Killian Hanlon	DU	11	11	1.000	11	54	16	38	4.91	1.45
3	Sean Whittaker	UCC	11	13	0.846	9	57	27	30	4.38	2.08
4	Rory Hayes	UCC	12	16	0.750	8	69	29	40	4.31	1.81
5	Conor McClenahan	QUB	9	12	0.750	6	53	30	23	4.42	2.50
6	Conor Coleman	MU	6	8	0.750	4	32	26	6	4.00	3.25
7	Tom O'Brien	UCD	7	10	0.700	4	36	30	6	3.60	3.00
8	Andrew Whyte	UCD	9	14	0.643	4	56	37	19	4.00	2.64
9	Ronan Cranny	NUIG	7	13	0.538	1	48	40	8	3.69	3.08
10	Joel Chiew	QUB	7	13	0.538	1	45	42	3	3.46	3.23
11	Bartosz Lekke-Hensoldt	UCD	7	14	0.500	0	47	50	-3	3.36	3.57
12	Ciaran Guy	NUIG	6	13	0.462	-1	40	37	3	3.08	2.85
13	Brendan Masterson	NUIG	6	14	0.429	-2	46	54	-8	3.29	3.86
14	Cian Cleary	MU	5	12	0.417	-2	34	40	-6	2.83	3.33
15	Graham Nevin	DU	3	8	0.375	-2	27	29	-2	3.38	3.63
16	Paul Garcia	UU	3	10	0.300	-4	28	43	-15	2.80	4.30
17	Mo Eribo	MU	4	14	0.286	-6	34	54	-20	2.43	3.86
18	Ethan McLaughlin	QUB	2	11	0.182	-7	21	50	-29	1.91	4.55
19	Padraig Mac Ardghail	NUIG	1	6	0.167	-4	12	25	-13	2.00	4.17
20	Rafael Garcia	UU	1	8	0.125	-6	12	37	-25	1.50	4.63
21	Garvin Peck	UCC	1	12	0.083	-10	14	58	-44	1.17	4.83
22	Daniel Boyd	UU	0	6	0.000	-6	8	30	-22	1.33	5.00
23	Stuart Graham	UU	0	10	0.000	-10	9	50	-41	0.90	5.00
	Fearghal Donaghy	DU	2	3	0.667	1	14	8	6	4.67	2.67
	Jake Murray	UCD	0	2	0.000	-2	2	10	-8	1.00	5.00
	John Norney	QUB	1	3	0.333	-1	8	10	-2	2.67	3.33

Women's Epee

		Sophie Combet	Suzie Kane	Elizabeth Kramen	Jessie Tan	Camille Boelt-Hindsgaul	Shauna Caffrey	Lucy Johnson	Sophie McGowan	Marie Fahey	Catharina Hernandez	Jennifer Quirke	Sara Lykke Madsen	Tasha Montgomery	Egle Vasiliauskaite	Melissa Cattivo	Leona Lavery	Angie Tomasura	Auriane Leclerc	Lola Gaetano	Alisha Mullen	V	M	V/M	+	-	+/-		
Sophie Combet	DCU						0	4	4	1		V	V	V	V	V		V	V	V	V	V	9	12	0.750	50	38	12	
Suzie Kane	DCU					V			3	V	V	V				V	2	V	V				7	9	0.778	40	28	12	
Elizabeth Kramen	DCU					4	2						V	V		V	4	4		V	3		4	9	0.444	37	33	4	
Jessie Tan	DCU									2	V			1	4				2		1		1	6	0.167	15	29	-14	
Camille Boelt-Hindsgaul	DU		4	V						V4		V	V		V		V	V4	V		3		8	10	0.800	45	26	19	
Shauna Caffrey	DU									4													0	1	0.000	4	5	-1	
Lucy Johnson	DU	V		V							V	V	V	V		V	V	V	V	V4	V		12	12	1.000	59	18	41	
Sophie McGowan	DU	V	V								V			2	V	2	1			V	0		5	9	0.556	30	28	2	
Marie Fahey	NUIG	V	3		V	3	V						V	V	V	V4	V	V	V	V	1		11	14	0.786	61	39	22	
Catharina Hernandez	NUIG		2		4			0	0				4	2	3	V	2	3	V4	V	1		3	13	0.231	35	58	-23	
Jennifer Quirke	NUIG	4	2			2		2					V	3	V	2	V			V	2		4	11	0.364	37	47	-10	
Sara Lykke Madsen	QUB	0		2		4		0		2	V	3				1	V	V	2	3	0		3	13	0.231	32	59	-27	
Tasha Montgomery	QUB	3		3	V			3	V	3	V	V				V	3	V	V	V	V		9	14	0.643	60	46	14	
Egle Vasiliauskaite	QUB	3			V	0			2	1	V	3					V	4			0		3	11	0.273	32	50	-18	
Melissa Cattivo	UCC	1	1	2				1	V3	3	4	V	V	3							0		3	12	0.250	30	49	-19	
Leona Lavery	UCC		V	V		4		2	V	4	V	4	2	V	3				V	V	4		7	14	0.500	58	51	7	
Angie Tomasura	UCC	4	1	V		1		1		1	V		4	4	V						4	1		3	12	0.250	36	55	-19
Auriane Leclerc	UCD	1	V		V	0		1		4	3		V	2	V	V	3						5	12	0.417	39	49	-10	
Lola Gaetano	UCD	3		1				2	1	0	1	2	4	3			1	V					1	11	0.091	23	51	-28	
Alisha Mullen	UCD	4		V	V	V3		4	V	V	V	V	V	1	V	V	V	V					12	15	0.800	67	31	36	

No of matches for inclusion: 4		Bouts				Points			Points/Bout		
		V	B	V/B	IND	+	-	+/-	+	-	
1	Lucy Johnson	DU	12	12	1.000	12	59	18	41	4.92	1.50
2	Alisha Mullen	UCD	12	15	0.800	9	67	31	36	4.47	2.07
3	Camille Boelt-Hindsgaul	DU	8	10	0.800	6	45	26	19	4.50	2.60
4	Marie Fahey	NUIG	11	14	0.786	8	61	39	22	4.36	2.79
5	Suzie Kane	DCU	7	9	0.778	5	40	28	12	4.44	3.11
7	Sophie Combet	DCU	9	12	0.750	6	50	38	12	4.17	3.17
6	Tasha Montgomery	QUB	9	14	0.643	4	60	46	14	4.29	3.29
8	Sophie McGowan	DU	5	9	0.556	1	30	28	2	3.33	3.11
9	Leona Lavery	UCC	7	14	0.500	0	58	51	7	4.14	3.64
10	Elizabeth Kramen	DCU	4	9	0.444	-1	37	33	4	4.11	3.67
11	Auriane Leclerc	UCD	5	12	0.417	-2	39	49	-10	3.25	4.08
12	Jennifer Quirke	NUIG	4	11	0.364	-3	37	47	-10	3.36	4.27
13	Egle Vasiliauskaite	QUB	3	11	0.273	-5	32	50	-18	2.91	4.55
14	Melissa Cattivo	UCC	3	12	0.250	-6	30	49	-19	2.50	4.08
15	Angie Tomasura	UCC	3	12	0.250	-6	36	55	-19	3.00	4.58
16	Catharina Hernandez	NUIG	3	13	0.231	-7	35	58	-23	2.69	4.46
17	Sara Lykke Madsen	QUB	3	13	0.231	-7	32	59	-27	2.46	4.54
18	Jessie Tan	DCU	1	6	0.167	-4	15	29	-14	2.50	4.83
19	Lola Gaetano	UCD	1	11	0.091	-9	23	51	-28	2.09	4.64
	Shauna Caffrey	DU	0	1	0.000	-1	4	5	-1	4.00	5.00

Women's Sabre

		Evie Clarke	Ragheidur Gudjonsdottir	Olivia Murray	Emily Nolan	Isil Deniz Aydin	Marjeta Glaniece	Deimante Stankeviciute	Agnieszka Bogucka	Niamh Keogh	Brigitte Walsh	Auke Boonman	Barbora Maj	Niamh Walsh	Enya O'Doherty	Beki Turner	Laura Beranger	Anne Clark	Yuki Kato	Sanne Feenstra	Roisin Ni Raghallaigh	Gerda Ziemele	V/M	+	-	+/-			
Evie Clarke	DU														V		2	V	V	V	3	4	6	0.667	25	16	9		
Ragheidur Gudjonsdottir	DU					V	V		V		V		V		V	V	V	3		V	V	4	8	10	0.800	47	20	27	
Olivia Murray	DU						V	V		V	V	V		V	V	V	V	V	V	V	V	3	13	14	0.929	68	21	47	
Emily Nolan	DU							V	4	V		V	V										4	5	0.800	24	10	14	
Isil Deniz Aydin	ITC		0						1		1	0	V			V		0	1		1	0	2	10	0.200	14	44	-30	
Marjeta Glaniece	ITC		2	0					V	V	V	V		V		V	0	3		4		0	6	12	0.500	39	41	-2	
Deimante Stankeviciute	ITC			0	2				4	V	V		V	V	V		1		V	V	2		7	12	0.583	44	39	5	
Agnieszka Bogucka	NUIG		2		V	V	1	V				V	3		V	V	V	1	V		3	2	8	14	0.571	52	45	7	
Niamh Keogh	NUIG			0	1		4	2				1	3	V	V		4	3	4	4		2	2	13	0.154	38	56	-18	
Brigitte Walsh	NUIG		0	2		V	0	3				V	2	4		V	3	V	V		2		5	13	0.385	41	49	-8	
Auke Boonman	MU			4	1	V	2		2	V	3				V	V	3	2	V	4	1		5	14	0.357	47	49	-2	
Barbora Maj	MU		2		1	3		2	V	V	V				V			1	V	V		1	6	12	0.500	40	42	-2	
Niamh Walsh	MU			1			0	4		0	V					V	0	0			0	3	2	10	0.200	18	45	-27	
Enya O'Doherty	QUB	1		0				1	1	1		0	2					0	0	2		1	0	11	0.000	9	55	-46	
Beki Turner	QUB		0	0		1	4		0		1	0		1			1		3		1	1	0	12	0.000	13	60	-47	
Laura Beranger	UCC		2	2			V	V	3	V	V	V		V	V						V	V	9	12	0.750	52	31	21	
Anne Clark	UCC	V	V	3		V	V		V	V	4	V	V	V		V					V	3	V	12	15	0.800	70	32	38
Yuki Kato	UCC	1		0		V		0	0	V	0	3	1		V	V				V		2	5	13	0.385	32	50	-18	
Sanne Feenstra	UCD	0	2	2			V	2		V		V	1		V			0	2				4	11	0.364	29	49	-20	
Roisin Ni Raghallaigh	UCD	4		2		V		V	V		V	V		V		V	3	V					8	11	0.727	49	28	21	
Gerda Ziemele	UCD	V	V	V		V	V		V	V			V	V	V	V	1	2	V				12	14	0.857	63	32	31	

No of matches for inclusion: 4		Bouts				Points			Points/Bout		
		V	B	V/B	IND	+	-	+/-	+	-	
1	Olivia Murray	DU	13	14	0.929	12	68	21	47	4.86	1.50
2	Gerda Ziemele	UCD	12	14	0.857	10	63	32	31	4.50	2.29
3	Anne Clark	UCC	12	15	0.800	9	70	32	38	4.67	2.13
4	Ragheidur Gudjonsdottir	DU	8	10	0.800	6	47	20	27	4.70	2.00
5	Emily Nolan	DU	4	5	0.800	3	24	10	14	4.80	2.00
6	Laura Beranger	UCC	9	12	0.750	6	52	31	21	4.33	2.58
7	Roisin Ni Raghallaigh	UCD	8	11	0.727	5	49	28	21	4.45	2.55
8	Evie Clarke	DU	4	6	0.667	2	25	16	9	4.17	2.67
9	Deimante Stankeviciute	ITC	7	12	0.583	2	44	39	5	3.67	3.25
10	Agnieszcka Bogucka	NUIG	8	14	0.571	2	52	45	7	3.71	3.21
11	Marjeta Glaniece	ITC	6	12	0.500	0	39	41	-2	3.25	3.42
12	Barbora Maj	MU	6	12	0.500	0	40	42	-2	3.33	3.50
13	Brigitte Walsh	NUIG	5	13	0.385	-3	41	49	-8	3.15	3.77
14	Yuki Kato	UCC	5	13	0.385	-3	32	50	-18	2.46	3.85
15	Sanne Feenstra	UCD	4	11	0.364	-3	29	49	-20	2.64	4.45
16	Auke Boonman	MU	5	14	0.357	-4	47	49	-2	3.36	3.50
17	Niamh Walsh	MU	2	10	0.200	-6	18	45	-27	1.80	4.50
18	Isil Deniz Aydin	ITC	2	10	0.200	-6	14	44	-30	1.40	4.40
19	Niamh Keogh	NUIG	2	13	0.154	-9	38	56	-18	2.92	4.31
20	Enya O'Doherty	QUB	0	11	0.000	-11	9	55	-46	0.82	5.00
21	Beki Turner	QUB	0	12	0.000	-12	13	60	-47	1.08	5.00